



**PALMER JACKSON**



**TYLER WILKES**



**LUKE KOENIG**



**HUNTER LOGAN**

# 44TH ANNUAL **SCHENKEL** INVITATIONAL

**MARCH 15-17 | FOREST HEIGHTS CC**







**A** JUSTIN THOMAS  
2012-13

**LSU** BOB TWAY  
1980-81



**WF** CURTIS STRANGE  
1974-76



**G** BUBBA WATSON  
2000-01



**WF** CAMERON YOUNG  
2015-16

**GS** JODIE MUDD  
1979-81



44TH ANNUAL  
**SCHENKEL**  
INVITATIONAL



**LSU** DAVID TOMS  
1986-89



**G** BRIAN HARMAN  
2006-07



**WF** SCOTT HOCH  
1976-78



**FL** ANDY NORTH  
1971-72





SCHEDULE OF EVENTS

**Wednesday, March 13**

Patrons Golf Tournament..... 12:30 p.m.  
 Youth Clinic .....4:30-6 p.m.

**Thursday, March 14**

Practice Round .....Tee Times  
 Coaches Meeting.....9-9:15 a.m.  
 Lunch .....1-3 p.m.  
 Patrons Barbeque  
 \*The Foxhall.....6:30-8:30 p.m.

**Friday, March 15**

Breakfast.....7:30-9:30 a.m.  
 Round 1 .....Tee Times, 9-11 a.m.  
 Patron Hospitality (tents near 18 green) .....12-5 p.m.  
 Lunch (coaches and players) .....11:30 a.m.-2 p.m.  
 Patrons Reception .....5:30-7 p.m.  
 Patrons Dinner .....6:30-8 p.m.

**Saturday, March 16**

Breakfast.....7:30-9:30 a.m.  
 Round 2 .....Tee Times, 9-11 a.m.  
 Patron Hospitality (tents near 18 green) .....12-4 p.m.  
 Patrons Cookout .....11:30 a.m.-3 p.m.

**Sunday, March 17**

Breakfast.....7-9 a.m.  
 Round 3 .....Tee Times, 8:30-10:30 a.m.  
 Patron Hospitality (tents near 18 green) .....12-3 p.m.  
 Awards Ceremony .....Approximately 3 p.m.  
 \*All events at Forest Heights Country Club unless otherwise noted

**TOURNAMENT QUICK FACTS**

Format ..... 54 holes  
 ..... (18 Friday, 18 Saturday, 18 Sunday)  
 Tournament Site..... Forest Heights Country Club  
 .....Statesboro, Ga.  
 Course Dimensions ..... 7,123 yards  
 .....Par 72  
 Year Country Club Established ..... 1947  
 Tournament Inaugural Year ..... 1971

**2023 RECAP**

Team Champion ..... Georgia Southern  
 .....272-281-284=837 (-27)  
 Individual Champion ..... Ben Carr, Georgia Southern  
 .....68-68-72=208 (-8)

**2024 FIELD**

Host School ..... Georgia Southern  
 Participating Schools..... 14  
 ..... Army West Point, Campbell, Florida, Florida Gulf Coast  
 ..... Georgia Southern, Kentucky, Middle Tennessee  
 ..... Mississippi State, NC State, Notre Dame, South Carolina  
 ..... UAB, West Virginia and Wisconsin

WELCOME



**Chad Avret**  
 Schenkel Invitational  
 Committee Chairman

On behalf of the Schenkel Invitational Committee and Georgia Southern University, we welcome you to the 44th playing of the Schenkel Invitational at Forest Heights Country Club. We hope you enjoy a tremendous weekend of golf and that your stay in Statesboro is enjoyable. Should you need anything, please let me or any of the staff from Georgia Southern or Forest Heights Country Club know, and we will do our best to fulfill your requests. Best of luck to all the competitors this weekend!

**What coaches have said about the Schenkel...**

"We look forward to competing in the Schenkel every year. It's awesome to play in front of the crowds and compete with some of the best teams in the country. The hospitality and host families make this event one of the best in college golf."

**- Coach Mike Wilson, University of Wisconsin**

"What an amazing event. The hospitality at the Schenkel is second to none. It is such a relaxing and enjoyable week and the timing is perfect for our team."

**- Coach JC Deacon, Florida**

"In my opinion, what exists at 'The Schenkel' is special and unique. This event is what college golf should be. From the warm welcome you receive at Forest Heights, to seeing the Statesboro community and volunteers come out and support this tournament, you can't help but enjoy your experience at The Schenkel. We look forward to this event every year. There's nothing like it in college golf."

**- Coach Sean Covich, West Virginia University**


"We are always excited to be a part of the best tournament in college golf! Every year, the golf course, the field, and the southern hospitality is unmatched."

**- Coach Chad Bagley, Army West Point**

**TABLE OF CONTENTS**

Schedule/Quick Facts ..... 1	Middle Tennessee / Mississippi State..... 12
The Schenkel Invitational ..... 2	NC State / Notre Dame ..... 13
Legends of the Schenkel .....3-5	South Carolina / UAB..... 14
Future Pros at the Schenkel .....6-7	West Virginia / Wisconsin ..... 15
All-Time Champions..... 8	Youth Clinic ..... 16
Army / Campbell ..... 9	2023 Review ..... 17
Florida / Florida Gulf Coast ..... 10	All-Time Results .....18-30
Georgia Southern / Kentucky ..... 11	Individual Champions ..... 31





Chris Schenkel

Now in its 44th year, the Schenkel Invitational is one of the most prestigious tournaments in collegiate golf. Though the official tournament began in 1971, the story begins much earlier than that.

During World War II, the U.S. Army sent a young Chris Schenkel to a language institute at then called Georgia Teachers College in Statesboro, Georgia. Schenkel lived in Sanford Hall overlooking Sweetheart Circle during his nine-month stay, and the Indiana native built a bond with Statesboro that would last a lifetime and serve as

the beginning of what would become an annual event in the town.

After the war, Schenkel embarked on a Hall of Fame broadcasting career, one of the most distinguished in the history of the industry. He was the first to cover The Masters on television, the first to anchor a live telecast of the Olympics and the first to call a nationally broadcast college football game. He was inducted into 16 halls of fame and received an Emmy for Lifetime Achievement.

Schenkel never forgot his time in Statesboro and serendipity brought the legend and the community together again in 1968. Pat Murphey wrote in a 2006 issue of Statesboro Magazine, "During the 1968 Masters, a chance encounter with one of Statesboro's leading citizens resulted in Schenkel becoming reacquainted with the community that he remembered so fondly. That year, the late Charles 'Cholly' Robbins and his family made their annual springtime trip to Augusta National. When his good friend, Savannahian Leo Beckman, who famously called the 18th green at The Masters, spotted Robbins after one of the rounds, he invited him for a drink and introduced him to the legendary broadcaster. When Schenkel learned that Robbins was from Statesboro, he surprised him with his knowledge of the city as 'the home of Georgia Teacher's College and Sweetheart Circle.'"

Inspired by the meeting, Robbins began looking for ways to get Schenkel back in Statesboro. The first idea was to name the medalist trophy from a high school golf tournament held at Forest Heights Country Club after the broadcaster. In 1969, Schenkel flew to Statesboro to present the Chris Schenkel Trophy to its inaugural winner, Screven County's Pat Lane, and he returned the following year to present the hardware to Statesboro's Jody Stubbs.

Robbins then teamed with Georgia Southern president John O. Eidson, Athletics Director J.I. Clements and many community leaders to develop the Chris Schenkel Intercollegiate Golf Tournament. In addition to naming the tournament after a sports celebrity, the way the community embraced the tournament and put the town's southern hospitality on display fostered its popularity, and it continues to this day.

Local families host each team, and there is a barbeque for patrons and coaches on Thursday night following the practice round and a banquet on Friday night that every team attends. The Phi Mu sisters have helped host the event since the beginning with the sorority assigning hostesses to each team and cheering them on during play.

The name, the community and the golf course helped draw the best teams in college golf to the event, which also continues to this day. Schenkel personally delivered commitments from Florida and Wake Forest to the inaugural event, the latter by listing the aid of Wake alum Arnold Palmer. The Gators and Demon Deacons join Vanderbilt, Alabama, Auburn, Oklahoma State, Texas and Southern Cal as just a handful of schools that have brought national-championship caliber teams and players to the event over the years.

The Schenkel has been a proving ground for some of the game's best players with names like Jay Haas, Andy Bean, Jerry Pate, Andy North, Bob Tway, Scott Verplank, Curtis Strange, Mark Calcavecchia, Bill Haas, Billy Horschel, Bubba Watson and Justin Thomas along with Georgia Southern greats Jody Mudd, Gene Sauers, Mike Donald and Buddy Alexander going on to star on the PGA tour.

Schenkel last traveled to Statesboro in 1999 when E-Z-GO committed to sponsor the Invitational. The broadcasting legend passed at the age of 82 on Sept. 11, 2005. Unable to travel in the years after his 1999 appearance, Murphey wrote, "he always kept in touch with his Statesboro friends and, of course, eagerly awaited the results of the Schenkel E-Z-GO Invitational each March."



J.I. Clements (left) and Curtis Strange (right)



Schenkel Awards ceremony in 1971, the inaugural tournament.




The Schenkel Invitational has attracted the top teams and players around the country. Taking a look back in history, there are several individual champions of the Schenkel who have gone on to have outstanding careers on the PGA Tour.



**Justin Thomas - Louisville, Kentucky  
Won the Schenkel in 2013**

Thomas led Alabama to consecutive Schenkel team titles in 2012 and 2013 and led the Crimson Tide to the first of two national championships in 2013 before turning pro following his sophomore season. Since joining the PGA Tour in 2015, Thomas has 15 career wins in 219 events, including the 2017 and 2022 PGA Championship, the 2021 Players Championship and the 2017 FedEx Cup. He also has 74 top-10 finishes. The former World No. 1 owns played for the U.S. in the 2019 and 2022 Presidents Cup, as well as the 2018, 2021 and 2023 Ryder Cups.



**Bubba Watson - Bagdad, Fla.  
Won the Schenkel in 2000**

Watson won The Masters in 2012 and 2014 and posted 12 PGA Tour Wins and 74 top-10 finishes in 368 PGA Tour event, which he joined in 2006. Watson represented the United States in the Ryder Cup in 2010, 2012 and 2014 and in the Presidents Cup in 2011 and 2015. Watson has played for the U.S. in the 2010, 2012, 2014 and 2018 Ryder Cups and has won four matches. Watson has recorded five victories for the U.S. in two Presidents Cups (2011, 2015).








**Scott Verplank - Dallas, Texas  
Won the Schenkel in 1984**

While a collegiate student-athlete, Verplank became the first amateur to win a PGA Tour event since 1956 when he took the title at the Western Open. Verplank has five PGA Tour wins and two Ryder Cup appearances in 2002 and 2006. He has recorded top-10 finishes in every Major Championship and has earned 27 top-3 and 94 top-10 finishes since he turned pro in 1986.



**Bob Tway - Oklahoma City, Okla.  
Won the Schenkel in 1981**

Tway turned professional in 1981, recorded eight PGA Tour victories and spent 25 weeks in the top-10 of the Official World Golf Rankings. He won the PGA Championship over Greg Norman in 1986 off a greenside bunker on the 18th hole of the final day. Tway was named the PGA Player of the Year in 1986.








**Hal Sutton - Shreveport, La.  
Won the Schenkel in 1980**

Sutton won his first PGA Tour event at the 1982 Walt Disney World Golf Classic, and his first and only major win came a year later at the PGA Championship. Sutton was ranked in the top-10 of the Official World Golf Rankings for over 50 weeks from 1986-87 and then again from 1999-2001. He played on four United States Ryder Cup teams and was named non-playing captain of the team in 2004. Sutton played in 646 PGA Tour events since 1981, earning 14 first-place finishes and 124 top-10 placings.




**Andy Bean - Lafayette, Ga.  
Won the Schenkel in 1977**

Bean took his career to the professional ranks in 1975 and played on the United States Ryder Cup team in 1979 and 1987. After competing in 588 PGA Tour events, he currently plays on the Champions Tour. Bean has 11 first-place finishes in his career and holds three Champions Tour victories.



**Curtis Strange - Norfolk, Va.  
Won the Schenkel in 1974**

A member of the World Golf Hall of Fame, Strange spent over 200 weeks in the top-10 of the golf rankings. He is considered one of the best golfers of the 1980s, when he won 16 of his 17 PGA Tour titles. He won back-to-back U.S. Opens in 1988 and 1989 and topped the tour money list in 1985 and 1987. In 1988, he became the first player to win a million dollars on the Tour in a single season. Strange played in 598 PGA Tour events, winning 17 and finishing in the top-10 129 times.







The following players finished in the top-15 at the Schenkel Invitational during their collegiate careers.

### MAJOR WINS (17)

Curtis Strange (Wake Forest)	US Open	1988, 1989
Andy North (Florida)	US Open	1978, 1985
Jerry Pate (Alabama)	US Open	1976
Jeff Sluman (Florida State)	PGA	1988
Hal Sutton (Centenary)	PGA	1983
Mark Calvevecchia (Florida)	Open Championship	1989
Bob Tway (Oklahoma State)	PGA	1986
David Toms (LSU)	PGA	2001
Todd Hamilton (Oklahoma)	British Open	2004
Lucas Glover (Clemson)	US Open	2009
Bubba Watson (Georgia)	The Masters	2012, 2014
Justin Thomas (Alabama)	PGA	2017, 2022
Brian Harman (Georgia)	Open Championship	2023



Lucas Glover




Jerry Pate

### TOUR CHAMPIONSHIP/FEDEX CUP WINS (8)

Curtis Strange (Wake Forest)	1988
Jodie Mudd (Georgia Southern)	1990
Jim Gallagher Jr. (Tennessee)	1993
Hal Sutton (Centenary)	1998
Camilo Villegas (Florida)	2008
Bill Haas (Wake Forest)	2011
Billy Horschel (Florida)	2014
Justin Thomas (Alabama)	2017



David Toms



Jodie Mudd

### U.S. AMATEUR CHAMPIONS (7)

Jerry Pate (Alabama)	1974
John Cook (Ohio State)	1978
Hal Sutton (Centenary)	1980
Scott Verplank (Oklahoma St.)	1984
Buddy Alexander (Georgia Southern)	1986
Chris Patton (Clemson)	1989
Bubba Dickerson (Florida)	2001



Matt Hill



John Peterson

### NCAA CHAMPIONS (8)

Curtis Strange (Wake Forest)	1974
Jay Haas (Wake Forest)	1975
Gary Hallberg (Wake Forest)	1979
John Inman (UNC)	1984
Scott Verplank (Oklahoma St.)	1986
Brian Watts (Oklahoma)	1987
Matt Hill (NC State)	2009
John Peterson (LSU)	2011



Brian Harman



Justin Thomas







The following players finished in the top-10 at the Schenkel Invitational during their collegiate careers.

**PGA TOUR WINS (293)**


- Billy Andrade (Wake Forest) - 4
- Woody Austin (Miami) - 4
- Andy Bean (Florida) - 11
- Chip Beck (Georgia) - 4
- Michael Bradley (Oklahoma St.) - 4
- Bob Byman (Wake Forest) - 1
- Jonathan Byrd (Clemson) - 5
- Mark Calcevecchia (Florida) - 13
- John Cook (Ohio State) - 11
- Luke Donald (Northwestern) - 5
- Matt Every (Florida) - 2
- Jim Gallagher Jr. (Tennessee) - 5
- Lucas Glover (Clemson) - 6
- Ken Green (Florida) - 5
- Bill Haas (Wake Forest) - 6
- Jay Haas (Wake Forest) - 9
- Gary Hallberg (Wake Forest) - 3
- Todd Hamilton (Oklahoma) - 2
- Scott Hoch (Wake Forest) - 11
- Billy Horschel (Florida) - 7
- Mike Hulbert (ETSU) - 3
- John Inman (UNC) - 2
- Chris Kirk (Georgia) - 5
- Kevin Kisner (Georgia) - 4
- Patton Kizzire (Auburn) - 2
- Kenny Knox (Florida State) - 3
- Gary Koch (Florida) - 6
- Billy Kratzert (Georgia) - 4

- Steve Lowery (Alabama) - 3
- Len Mattiace (Wake Forest) - 2
- Jodie Mudd (Georgia Southern) - 4
- Andy North (Florida) - 3
- Jerry Pate (Alabama) - 8
- Chris Perry (Ohio State) - 1
- Carl Pettersson (NC State) - 5
- Joey Sindelar (Ohio State) - 7
- Jeff Sluman (Florida State) - 6
- Curtis Strange (Wake Forest) - 17
- Hal Sutton (Centenary) - 14
- Justin Thomas (Alabama) - 15
- Micheal Thompson (Alabama) - 2
- Brendon Todd (Georgia) - 3
- David Toms (LSU) - 13
- D.J. Trahan (Clemson) - 2
- Ted Tryba (Ohio State) - 2
- Bob Tway (Oklahoma St.) - 8
- Scott Verplank (Oklahoma St.) - 5
- Camilo Villegas (Florida) - 4
- Graint Waite (Oklahoma) - 1
- Bubba Watson (Georgia) - 12
- Willie Wood (Oklahoma St.) - 1
- Robert Wrenn (Wake Forest) - 1
- Will Zalatoris (Wake Forest) - 1


Through 3/1/2024




Andy North



Scott Hoch



Billy Kratzert



Will Zalatoris





# All-Time Champions

## TEAM CHAMPIONS AND RUNNERS-UP

2023	Georgia Southern	837 (-27)
	Mississippi State	848 (-16)
2022	Georgia Southern	839 (-25)
	Notre Dame	846 (-18)
2021	NC State	839 (-25)
	Georgia Southern	866 (+2)
2019	Georgia Southern	838 (-26)
	East Tennessee State	851 (-13)
2018	Vanderbilt	835 (-29)
	Georgia Southern	848 (-21)
2017	Florida	846 (-18)
	Georgia Southern	848 (-16)
2016	Vanderbilt	823 (-41)
	Wake Forest	833 (-31)
2015	Auburn	823 (-41)
	Vanderbilt	824 (-40)
2014	Georgia Southern	850 (-14)
	UAB	858 (-6)
2013	Alabama	848 (-16)
	Texas	858 (-6)
2012	Alabama	817 (-47)
	Virginia	839 (-25)
2011	Auburn	848 (-16)
	Florida	848 (-16)
2010	Auburn	862 (-2)
	North Florida	863 (-1)
2009	South Carolina	865 (+1)
	Tennessee, NC State	867 (+3)
2008	Alabama	849 (-15)
	Florida	856 (-8)
2007	Georgia	854 (-10)
	Alabama	860 (-4)
2006	North Carolina	857 (-7)
	Florida	859 (-5)
2005	Duke	868 (+4)
	Auburn	869 (+5)
2004	Florida	859 (-5)
	Georgia	869 (+5)
2003	Wake Forest	844 (-20)
	Clemson	847 (-17)
2002	Augusta State	865 (+1)
	Wake Forest	867 (+3)
2001	Georgia	854 (-10)
	Georgia Southern	858 (-6)
2000	Georgia	829 (-35)
	Clemson	846 (-18)
1999	Clemson	869 (+5)
	Georgia	869 (+5)
1989	Louisiana State	852 (-12)
	Clemson	853 (-11)
1988	Clemson	854 (-10)
	Wake Forest	855 (-9)
1987	Oklahoma State	848 (-16)
	Oklahoma	852 (-12)
1986	Wake Forest	825 (-39)
	Clemson	842 (-22)
1985	Mississippi	839 (-25)
	Oklahoma State	844 (-20)
1984	Oklahoma State	854 (-10)
	Mississippi	855 (-9)
1983	Oklahoma State	862 (-2)
	Ohio State	863 (-1)
1982	Oklahoma State	860 (-4)
	Tennessee	873 (+9)
1981	Oklahoma State	861 (-3)
	Wake Forest	870 (+6)
1980	Oklahoma State	862 (-2)
	Florida	862 (-2)
1979	Florida State	854 (-10)
	Georgia Southern	870 (+6)

1978	Wake Forest	865 (+1)
	Georgia	874 (+10)
1977	Georgia	847 (-17)
	Georgia Southern	859 (-5)
1976	Wake Forest	1058 (-22)
	Louisiana State	1061 (-19)
1975	Florida	1059 (-21)
	Wake Forest	1061 (-19)
1974	Wake Forest	1070 (-10)
	Florida	1076 (-4)
1973	Florida	857 (-7)
	Georgia	867 (+3)
1972	Wake Forest	847 (-17)
	Georgia	858 (-6)
1971	Georgia	867 (+3)
	Florida	873 (+9)

## INDIVIDUAL CHAMPIONS

2023	Ben Carr, Georgia Southern	208 (-8)
2022	Kieron van Wyk, College of Charleston	204 (-12)
2021	Benjamin Shipp, NC State	200 (-16)
2019	Steven Fisk, Georgia Southern	202 (-14)
2018	Theo Humphrey, Vanderbilt	203 (-13)
2017	Patrick Martin, Vanderbilt	204 (-12)
2016	*Michael Johnson, Auburn	203 (-13)
2015	Daniel Stringfellow, Auburn	204 (-12)
2014	Scott Wolfes, Georgia Southern	209 (-7)
2013	Justin Thomas, Alabama	207 (-9)
2012	Ben Kohles, Virginia	198 (-18)
2011	Bank Vongvanij, Florida	207 (-9)
2010	*Jonathan Randolph, Ole Miss	211 (-5)
2009	Matt Hill, NC State	209 (-7)
2008	George Bryan IV, South Carolina	208 (-8)
2007	Chris Kirk, Georgia	210 (-6)
2006	Matt Harmon, Michigan State	207 (-9)
2005	*Mark Anderson, South Carolina	215 (-1)
2004	Matt Every, Florida	207 (-9)
2003	Brent Wanner, Wake Forest	207 (-9)
2002	Justin Walters, NC State	207 (-9)
2001	Nick Cassini, Georgia	210 (-6)
2000	Bubba Watson, Georgia	203 (-13)
1999	*Steve Scott, Florida	211 (-5)
1989	*Richie Bryant, Georgia Southern	208 (-8)
1988	Kevin Johnson, Clemson	209 (-7)
1987	*Doug Martin, Oklahoma	210 (-6)
1986	#Chris Kite, Wake Forest	195 (-21)
1985	*Eric Rebmann, Tennessee	205 (-11)
1984	Scott Verplank, Oklahoma State	208 (-8)
1983	Tommy Moore, Oklahoma State	210 (-6)
1982	Willie Wood, Oklahoma State	212 (-4)
1981	Bob Tway, Oklahoma State	207 (-9)
1980	*Hal Sutton, Centenary	212 (-4)
1979	Gary Hallberg, Wake Forest	205 (-11)
1978	*Robert Wrenn, Wake Forest	211 (-5)
1977	Jim Becker, Georgia	206 (-10)
1976	Phil Hancock, Florida	202 (-14)
1975	Andy Bean, Florida	199 (-17)
1974	Curtis Strange, Wake Forest	208 (-8)
1973	Jimmy Ellis, Georgia Southern	208 (-8)
1972	Jim Simons, Wake Forest	207 (-9)
1971	Sammy Rachels, Columbus Coll.	211 (-5)

\* -- won in playoff, # -- tournament record  
 ^ 2020 tournament was canceled because of COVID-19 Pandemic

## GEORGIA SOUTHERN IN THE SCHENKEL

YEAR	FINISH	SCORE	GS TOP INDIVIDUAL	SCORE
2023	1st	837 (-27)	Ben Carr, 1st	208 (-8)
2022	1st	839 (-25)	Mason Williams, 2nd	206 (-10)
2021	2nd	866 (+2)	Brett Barron, T4th	212 (-4)
2019	1st	838 (-26)	Steven Fisk, 1st	202 (-14)
2018	2nd	843 (-21)	Jake Storey, Archer Price T2nd	205 (-11)
2017	2nd	848 (-16)	Steven Fisk, T8th	211 (-5)
2016	10th	851 (-13)	Henry Mabbett, T21st	211 (-5)
2015	3rd	844 (-20)	Kim Koivu, T12th	209 (-7)
2014	1st	850 (-14)	Scott Wolfes, 1st	209 (-7)
2013	T6th	883 (+19)	Scott Wolfes, T5th	212 (-4)
2012	11th	878 (+14)	Will Evans, T27th	216 (E)
2011	T7th	880 (+14)	Matt Deal, T20th	218 (+2)
2010	12th	883 (+19)	Logan Blondell, T6th	213 (-3)
2009	6th	876 (+12)	Drew Lethem, T11th	216 (E)
2008	T5th	865 (+6)	Logan Blondell, 3rd	210 (-6)
2007	7th	887 (+23)	Bryan Jones, T7th	216 (E)
2006	T13th	890 (+26)	Bryan Jones, T25th	220 (+4)
2005	5th	883 (+19)	Jon David Kennedy, T1st	215 (-1)
2004	11th	884 (+20)	Kurt Watkins, T10th	216 (E)
2003	11th	879 (+15)	Travis Mobley, T32nd	218 (+2)
2002	10th	885 (+21)	Travis Mobley, 8th	216 (E)
2001	2nd	858 (-6)	Travis Mobley, 7th	213 (-3)
2000	14th	882 (+18)	Matt Stroud, T25th	217 (+1)
1999	T13th	906 (+42)	Blake Adams, T10th	218 (+2)
1989	3rd	860 (-4)	Richie Bryant, 1st	208 (-8)
1988	5th	865 (+1)	Mitchell Partridge, T6th	212 (-4)
1987	T11th	877 (+13)	Steve Ford, T10th	214 (-2)
1986	12th	874 (+10)	Marion Dantzler, T41st	219 (+3)
1985	12th	874 (+10)	Marion Dantzler, T17th	213 (-3)
1984	12th	877 (+13)	Marion Dantzler, T30th	219 (+3)
1983	6th	873 (+9)	Tripp Kuhlke, T6th	215 (-1)
1982	T13th	902 (+38)	Danny Eckles, T11th	219 (+3)
1981	8th	887 (+23)	Jodie Mudd, 6th	215 (-1)
1980	3rd	872 (+8)	Jodie Mudd, T4th	214 (-2)
1979	2nd	870 (+6)	Jodie Mudd, T4th	213 (-3)
1978	7th	892 (+28)	Mike Donald, T20th	221 (+5)
1977	2nd	859 (-5)	Ken Krieger, 3rd	208 (-8)
1976	3rd	1065 (-15)	Gary Duren, 3rd	207 (-9)
1975	4th	1080 (E)	Buddy Alexander, 3rd	203 (-13)
1974	5th	1095 (+15)	Buddy Alexander, T6th	213 (-3)
1973	4th	875 (+11)	Jimmy Ellis, 1st	208 (-8)
1972	5th	879 (+15)	John Melnik, T23rd	221 (+5)
1971	3rd	882 (+18)	Pat Lane, T6th	216 (E)

## SCHENKEL ALL-TIME RECORDS

### Team Championships

6.....	Oklahoma State	1980, 1981, 1982, 1983, 1984, 1987
6.....	Wake Forest	1972, 1974, 1976, 1978, 1986, 2003
5.....	Georgia	1971, 1977, 2000, 2001, 2007
4.....	Florida	1973, 1975, 2004, 2017
4.....	Georgia Southern	2014, 2019, 2022, 2023

### Low Team Score (54 Holes)

817 (-47).....	Alabama	2012
823 (-41).....	Vanderbilt	2016
823 (-41).....	Auburn	2015

### Low Team Score (18 Holes)

268 (-20).....	Georgia Southern	2019
268 (-20).....	Alabama	2012
269 (-19).....	Vanderbilt	2016
269 (-19).....	Auburn	2016
269 (-19).....	Alabama	2012
269 (-19).....	Auburn	2015
269 (-19).....	Vanderbilt	2015

### Highest Championship Score

869 (+5).....	Clemson	1999
---------------	---------	------

### Low Individual Score (54 Holes)

195 (-21).....	Chris Kite, Wake Forest	1986
198 (-18).....	Ben Kohles, Virginia	2012
199 (-17).....	Andy Bean, Florida	1975

### Low Individual Score (18 Holes)

63 (-9).....	Will Gordon, Vanderbilt	2016
63 (-9).....	Richie Bryant, Georgia Southern	1989
63 (-9).....	Chris Kite, Wake Forest	1986
63 (-9).....	Darren Cole, Mississippi	1985
63 (-9).....	Andy Bean, Florida	1975







## ARMY WEST POINT BLACK KNIGHTS

Name	Cl.	Hometown/High School
James Ballato	Sr.	Fernandina Beach, Fla./Yulee
Zach Clark	Fr.	Shawnee, Kansas/St. James Academy
Rob Ferris	So.	Roswell, Ga./Roswell
John Heckel Jr.	Jr.	Las Vegas, Nev./Palo Verde
Drew Jeffords	Fr.	Florence, S.C./Trinity
Josh Kim	Jr.	La Palma, Calif./John F. Kennedy
Lake Kim	Sr.	Montrose, Calif./St. Francis
Samuel Kim	Sr.	Frisco, Texas/Frisco
Alex Roberts	Fr.	Birmingham, Ala./Mountain Brook
Joshua Rooker	So.	Salt Lake City, Utah/La Costa Canyon
Patrick Song	Jr.	Yorba Linda, Calif./Yorba Linda



Chad Bagley

QUICK FACTS	
Location:	West Point, N.Y.
Enrollment:	4,000
Founded:	1802
Conference:	Patriot League
Colors:	Black, Gold and Gray
Nickname:	Black Knights
Home Course:	West Point Golf Course




**Head Coach:** Chad Bagley, 7th season

**Assistant Coach:** Neal Grusczyński

## CAMPBELL CAMELS

Name	Cl.	Hometown/High School/Previous School
Henric Bjelke	Jr.	Oslo, Norway/Calmare Internationella Skola
Alejandro Cogollo	5th	Barcelona, Spain/IES Joaquin Blume
Petter Dale	Fr.	Herdla, Norway/Wang Toppidrett
Tim Holmberg	So.	Uppsala, Sweden/Celsiuskolan
Erik Johansson	Fr.	Hollviken, Sweden/Sundsgymnasiet
Joachim Larsen Tegner	Fr.	Lier, Norway/Wang Top Sport
Garnet Manley III	r-Jr.	Lynchburg, Va./Jefferson Forest
Douglas Nordlof	Jr.	Saltsjobaden, Sweden/Celsiuskolan/Bluefield State



John Crooks

QUICK FACTS	
Location:	Buies Creek, N.C.
Enrollment:	3,000
Founded:	1887
Conference:	Coastal Athletic Association
Colors:	Orange and Black
Nickname:	Fighting Camels
Home Course:	Keith Hills Golf Club



**Head Coach:** John Crooks, 34th season

**Associate Head Coach:** Matt Moot





### FLORIDA GATORS

Name	Cl.	Hometown/High School/Previous School
Parker Bell	So.	Tallahassee, Fla./Lawton Chiles
Toby Bishop	r-Fr.	Wales, U.K./Dubai English Speaking College
Jay Brooks	Fr.	Boca Raton, Fla./Spanish River
Quentin Debove	Sr.	Paris, France/Lycée George-Sand
John DuBois	5th	Windermere, Fla./The First Academy
Ian Gilligan	Jr.	Reno, Nev./Galena/Long Beach State
Ryan Hart	Jr.	Buffalo, N.Y./Gulf Coast
Matthew Kress	So.	Saratoga, Calif./Bellarmine College Prep
Miguel Leal	So.	Guatemala City, Guatemala/Advantages School Int'l
Joe Pagdin	r-Jr.	Sheffield, England/Lake Nona
Luke Poulter	r-Fr.	Orlando, Fla./Circle Christian
Rylan Shim	Fr.	Centreville, Va./Westfield High School
Jack Turner	Fr.	Orlando, Fla./Montverde Academy
Tyler Wilkes	Sr.	Tampa, Fla./Gaither



JC Deacon

**QUICK FACTS**

Location: ..... Gainesville, Fla.  
 Enrollment: ..... 60,567  
 Founded: ..... 1853  
 Conference: ..... SEC  
 Colors: ..... Orange and Blue  
 Nickname: ..... Gators  
 Home Course: ..... Mark Bostick Golf Course



**Head Coach:** JC Deacon, 10th season

**Associate Head Coach:** Dudley Hart

### FLORIDA GULF COAST EAGLES

Name	Cl.	Hometown/High School/Previous School
Sam Baker	So.	Cloquet, Minn./Cloquet
Austin Cherichella	Sr.	Orlando, Fla./Lake Nona
Christian Figueredo	Fr.	Miami, Fla./Christopher Columbus
Sebastian Gamboa	Fr.	Merida, Mexico/Montverde Academy
Matt Millar	Sr.	Devon, England/Hartpury College & Colorado State Pueblo
Lukas Roessler	So.	Santiago, Chile/Olimpo School
Thomas Salanito	Sr.	Palm Harbor, Fla./Clearwater Central Catholic
Brody Stevenson	Fr.	Saint Augustine, Fla./Bartram Trail
Joeseeph Sullivan	Sr.	Warninglid, England/Jacksonville
Evan Thompson	Sr.	Lawrenceville, Ga./University of North Georgia



Andrew Danna

**QUICK FACTS**

Location: ..... Fort Myers, Fla.  
 Enrollment: ..... 15,000  
 Founded: ..... 1997  
 Conference: ..... ASUN  
 Colors: ..... Emerald Green and Cobalt Blue  
 Nickname: ..... Eagles  
 Home Course: ..... Old Corkscrew West Bay GC



**Head Coach:** Andrew Danna, 5th season

**Assistant Coach:** Casey Leister





## GEORGIA SOUTHERN EAGLES

Name	Cl.	Hometown/High School/Previous School
Brantley Baker	Jr.	Leesburg, Ga./Lee County
Hayden Carner	Sr.	Birmingham, Ala./Spain Park/CACC
Parker Claxton	So.	Claxton, Ga./Pinewood Christian Acad.
Reece Coleman	5th	Port Elizabeth, South Africa/Gray/Anderson
Lindsey Cordell	Sr.	Rome, Ga./Darlington School
Luke Dasher	Sr.	Macon, Ga./First Presbyterian Day School
Ian Glanton	r-So.	Metter, Ga./Metter
Hogan Ingram	Jr.	Rome, Ga./Rome
Brycen Jones	Fr.	Thomasville, Ga. / Thomasville
Luke Koenig	So.	Statham, Ga./North Oconee



Carter Collins

QUICK FACTS	
Location:	Statesboro, Ga.
Enrollment:	26,000
Founded:	1906
Conference:	Sun Belt
Colors:	Blue and White
Nickname:	Eagles
Home Course:	Forest Heights Country Club

**Head Coach:** Carter Collins, 10th season

**Assistant Coach:** Daniel Castles



## KENTUCKY WILDCATS

Name	Cl.	Hometown/High School/Previous School
Wesley Beard	Fr.	Louisville, Ky./St. Xavier
Andrew Clark	So.	Winter Park, Fla./Winter Park
Oakley Gee	r-Fr.	Carmi, Ill./Carmi-White County
Alex Goff	Gr.	Kings Mountain, N.C./Kings Mountain
Michael Hake	Fr.	Brentwood, Tenn./Ravenwood
Campbell Kremer	Sr.	Louisville, Ky./Saint Xavier
Jackson LaLonde	5th	Lexington, Ky./Lexington Christian
Cooper Parks	Gr.	Campbellsville, Ky./Taylor County
Tanner Parks	Sr.	Campbellsville, Ky./Taylor County
Solomon Petrie	r-Fr.	Akron, Ohio/Archbishop Hoban
Jansen Preston	Jr.	Lexington, Ky./Lexington Christian Acad./Vanderbilt
Kevin Watts	So.	Colleyville, Texas/Colleyville



Gator Todd

QUICK FACTS	
Location:	Lexington, Ky.
Enrollment:	32,710
Founded:	1865
Conference:	SEC
Colors:	Blue and White
Nickname:	Wildcats
Home Course:	The University Club (Big Blue Course)

**Head Coach:** Gator Todd, 1st season

**Assistant Coach:** Chip McDaniel

**Assistant Coach:** Jacob Cook







### MIDDLE TENNESSEE BLUE RAIDERS

Name	Cl.	Hometown/High School/Previous School
Joseph Agee	Fr.	Cookeville, Tenn./Cookeville
Michael Barnard	r-Sr.	Hendersonville, Tenn./Beech/Tennessee
Gavin Clements	r-Sr.	Franklin, Tenn./Christ Presbyterian Academy
Kevin Jegers	Sr.	Tallinn, Estonia/Rocco al Mare School
Carter Maneth	r-So.	Texarkana, Texas/Texas
Sheldon McKnight	r-Fr.	Chattanooga, Tenn./Baylor School
Luke Perkins	So.	Oxford, England/Bartholomew School
Owen Stamper	Sr.	Scottsville, Ky./Allen County-Scottsville
Markus Varjun	r-So.	Tallinn, Estonia/Estonian Business School



Mark McEntire

QUICK FACTS	
Location:	Murfreesboro, Tenn.
Enrollment:	21,630
Founded:	1911
Conference:	Conference USA
Colors:	Royal Blue and White
Nickname:	Blue Raiders
Home Course:	The Grove Club

**Head Coach:** Mark McEntire, 6th season

**Assistant Coach:** Payne Denman

**Assistant Coach:** Jason Millard



### MISSISSIPPI STATE BULLDOGS

Name	Cl.	Hometown/High School/Previous School
David Beard	Jr.	Madison, Miss./Madison Central/Mississippi Gulf Coast CC
Bo Blanchard	Sr.	Columbus, Ga./Brookstone
Pedro Cruz Silva	Sr.	Lourosa, Portugal/Escola Secundária Dr. Manuel Gomes de Almeida
Harrison Davis	Jr.	Fort Payne, Ala./Fort Payne
Garrett Endicott	So.	San Antonio, Texas/Tom C. Clark
Loïc Ettlin	r-Jr.	Basel, Switzerland/iCademy Middle East
Alejandro Fierro	Fr.	Ciudad Del Carmen, Mexico
Hunter Logan	Gr.	Steens, Miss./Caledonia
Ben Loveard	So.	Luton, England/County BB&O
Alejandro Pedryc	Jr.	Piaseczno, Poland/EWS / Texas Tech
Josep Serra	Jr.	Barcelona, Spain/Nova Southeastern Univeristy
Drew Wilson	r-Fr.	Potts Camp, Miss./Hickory Flat Attendance Center



Dusty Smith

QUICK FACTS	
Location:	Starkville, Miss.
Enrollment:	22,986
Founded:	1878
Conference:	SEC
Colors:	Maroon and White
Nickname:	Bulldogs
Home Courses:	...Old Waverly Golf Club & Mossy Oak Golf Club

**Head Coach:** Dusty Smith, 7th season

**Assistant Coach:** Kolton Lapa







## NC STATE WOLFPACK

Name	Cl.	Hometown/High School/Previous School
Ethan Choi	Sr.	Pincher Creek, Canada/St. Michael's School
Carter Graf	Gr.	Sylvan Lake, Canada
Joey Lenane	So.	Dedham, Mass./Xaverian Brothers
Nick Mathews	r-Jr.	Mebane, N.C./Eastern Alamance
Cade McLaughlin	Jr.	Princeton, N.J./Kent School (Ct.)
Spencer Oxendine	Gr.	Fayetteville, N.C./Jack Britt
Adam Pedersen	Fr.	
Michael Vick	Jr.	Raleigh, N.C./Raleigh Charter
Jake Wiktor	Jr.	River Forest, Ill./Fenwick



Press McPhaul

QUICK FACTS	
Location:	Raleigh, N.C.
Enrollment:	33,755
Founded:	1887
Conference:	ACC
Colors:	Red and White
Nickname:	Wolfpack
Home Course:	Lonnie Poole Golf Course

**Head Coach:** Press McPhaul, 4th season

**Associate Head Coach:** Jacob Hicks

**Associate Head Coach:** Easton Paxon



## NOTRE DAME FIGHTING IRISH

Name	Cl.	Hometown/High School/Previous School
Christopher Bagnall	Fr.	Pretoria, South Africa/Hilton College
Palmer Jackson	Gr.	Murrysville, Pa./Franklin Regional
Angelo Marcon	Sr.	San Francisco, Calif./Sacred Heart Cathedral
Jacob Modleski	Fr.	Noblesville, Ind./Guerin Catholic
Owen Mullen	Jr.	Truro, Nova Scotia, Canada/Shattuck St. Mary's School
Rocco Salvitti	Fr.	Canonsburg, Pa./Pittsburgh Central Catholic
Calen Sanderson	So.	Newton, Pa./Holy Ghost Prep
Stewart Slayden	Sr.	Ponte Vedra Beach, Fla./Ponte Vedra
Nate Stevens	So.	Northfield, Minn./Northfield



John Handrigan

QUICK FACTS	
Location:	South Bend, Ind.
Enrollment:	8,530
Founded:	1842
Conference:	ACC
Colors:	Blue and Gold
Nickname:	Fighting Irish
Home Course:	The Warren Golf Course

**Head Coach:** John Handrigan, 6th season

**Associate Head Coach:** Zac Zedrick





### SOUTH CAROLINA GAMECOCKS

Name	Cl.	Hometown/High School/Previous School
Zach Adams	So.	Charleston, S.C./First Baptist School
Jerry Bruns	Fr.	Beaufort, S.C./Beaufort
Bo Carpenter	Fr.	Tifton, Ga./Tift County
Nathan Franks	Jr.	Roebuck, S.C./Dorman
Frankie Harris	r-So.	Boca Raton, Fla./Auburn
Walker Jennings	So.	Greenville, S.C./Christ Church Episcopal School
Rafe Reynolds	Sr.	Greenville, S.C./Christ Church Episcopal School
Lansdon Robbins	6th	Davidson, N.C./Cannon School/UNC Wilmington
Laurens Schulze-Doering	Jr.	Mdina, Malta/Young Harris College
Gene Zeigler	Jr.	Florence, S.C./Trinity Collegiate



Bill McDonald

QUICK FACTS	
Location:	Columbia, S.C.
Enrollment:	36,200
Founded:	1901
Conference:	Southeastern
Colors:	Garnet and Black
Nickname:	Gamecocks
Home Course:	Cobblestone Park

**Head Coach:** Bill McDonald, 19th season

**Associate Head Coach:** Brady Gregor



### UAB BLAZERS

Name	Cl.	Hometown/High School/Previous School
Blayne Armstrong	Jr.	Hamilton, Ala./Hamilton
Trace Bracknell	Fr.	Tuscaloosa, Ala./Northridge
Price Brown	r-Jr.	Mobile, Ala./McGill Toolen
John Bruce	So.	Guntersville, Ala./Guntersville
Paul Bruce	Jr.	Guntersville, Ala./Guntersville
Seb Cave	Fr.	Melbourne, England/Rossall School
Garrison Guthrie	r-Jr.	Auburn, Ala./Auburn
Morgan Slaton	Fr.	Huntsville, Ala./Huntsville
Will Stelt	Fr.	Auburn, Ala./Auburn
Khavish Varadan	Sr.	Kuala Lumpur, Malaysia/Saddlebrook Academy



Matt Whall

QUICK FACTS	
Location:	Birmingham, Ala.
Enrollment:	19,535
Founded:	1969
Conference:	Conference USA
Colors:	Forest Green and Old Gold
Nickname:	Blazers
Home Course:	Ross Bridge

**Head Coach:** Matt Whall, 3rd season

**Assistant Coach:** John Racciatti







## WEST VIRGINIA MOUNTAINEERS

Name	Cl.	Hometown/High School/Previous School
Jackson Davenport	Sr.	Austin, Texas/Westlake
Hugh Donegan	Fr.	Austin, Texas/Westlake
Todd Duncan	Jr.	Daniels, W.Va./Shady Spring
Max Green	Jr.	Hilton Head, S.C./Hilton Head Christian Acad.
Pierce Grieve	Jr.	Lake Forest, Ill./Lake Forest/Louisville
Carson Kammann	So.	Knoxville, Tenn./Knoxville West/ETSU
Westy McCabe	So.	Dallas, Texas/Trinity Christian Acad.
Oli Ménard	Sr.	Salaberry de Valleyfield, Quebec/Cegep Andre-Laurendeau
Will Stakel	Sr.	Peachtree Corners, Ga./Wesleyan
Harrison Thompson	Fr.	Knoxville, Tenn./Knoxville Catholic
Trent Tipton	5th	Orient, Ohio/Bishop Hartley
Kaleb Wilson	So.	Knoxville, Tenn./Christian Acad. of Knoxville



Sean Covich

QUICK FACTS	
Location:	Morgantown, W. Va.
Enrollment:	26,000+
Founded:	1867
Conference:	Big 12
Colors:	Old Gold and Blue
Nickname:	Mountaineers
Home Course:	Pete Dye Golf Club



**Head Coach:** Sean Covich, 10th season

**Assistant Coach:** Will Koras

## WISCONSIN BADGERS

Name	Cl.	Hometown/High School/Previous School
Daniel Aas	Sr.	Båatsoe, Norway/Norwegian Coll. of Elite Sports
Jacob Beckman	r- So.	Middleton, Wis./Middleton
James Boustead	Fr.	Cape Town, South Africa / Bishops Diocesan
McCord Grice	So.	Atlanta, Ga./William and Reed Academy
Cameron Huss	Sr.	Kenosha, Wis./Tremper
Graham Moody	Jr.	Vancouver, Wash./Mountain View
Carter Pitcairn	So.	Pittsburgh, Pa./Central Catholic
Coalter Smith	Sr.	Gross Pointe Farms, Mich./Gross Pointe South
Ryan Smith	Sr.	Eatonton, Ga./Lake Oconee Academy
Spencer Turtz	So.	Charlotte, N.C./Providence Day School
Blake Wisdom	Gr.	Lake Geneva, Wis./Badger/Bucknell



Michael Wilson

QUICK FACTS	
Location:	Madison, Wis.
Enrollment:	45,537
Founded:	1848
Conference:	Big Ten
Colors:	Cardinal and White
Nickname:	Badgers
Home Course:	University Ridge Golf Course



**Head Coach:** Michael Wilson, 3rd season

**Assistant Coach:** Ross Thomson



The Schenkel Youth Clinic at Forest Heights Country Club kicks off an exciting week of golf activities in Statesboro. Men’s golf coaches, student-athletes from Georgia Southern and teams in town to compete in the Schenkel Invitational have participated in the event annually.

Approximately 75 youth golfers turn to meet and get some tips from some of the top players and coaches in college golf. Coaches and student-athletes help the youth golfers with their games at three stations – hitting, chipping and putting.

The free clinic typically begins at 4:30 p.m., and youth players spend about 20 minutes at each station. Youth golfers receive a free dinner from Chick-fil-A following the clinic to finish the evening. The Schenkel Committee has made the Youth Clinic an annual event prior to the tournament.

“All of these guys remember being young and somebody helping them learn the game of golf so it’s a privilege for us to be a part of the youth clinic and give back,” said Georgia Southern coach Carter Collins.

### THANKS TO OUR PATRON PLUS SPONSORS

- |                  |                |
|------------------|----------------|
| Alex McGhee      | Joe Lanier     |
| Justin Franklin  | Daniel Lynn    |
| Mark Guilfoyle   | Robbie Maples  |
| Scott Marchbanks | Will Massey    |
| Smith Marks      | Rett Polk      |
| Dewey Newton     | Jay Pollett    |
| Andy Bhula       | Dennis Reddick |
| Hoke Brunson     | Ken Ritchie    |
| Bryan Burke      | Richard Rogers |
| Warren Clements  | Hilda Rushing  |
| Allen Crooms     | Todd Sarratt   |
| Gary Davis       | Johnathan Shaw |
| Julian Deal      | Perry Sumner   |
| Joe Edenfield    | Jack Webb      |
| Matt Hart        | Leslie Wiggins |
| Renna Helman     | Greg Finch     |
| Bird Hodges      | Colby Gibson   |
| Colby Hook       | Joseph Herndon |
| Jeff Hook        | Walt Huggins   |
| Michael Jackson  | Paul Parker    |
| Justin Janney    |                |
| Tal Johnson      |                |
| Doug Lambert     |                |
| Grant Lanier     |                |

\* as of March 1, 2024







It took the Eagle men's golf program 35 years to win their first Schenkel Invitational, but it is starting to become a habit.

Georgia Southern led its home tournament wire-to-wire and put the exclamation point on their second-straight Schenkel Invitational team title by matching the low score of the day with a 284 in the final round on March 19, 2023 at Forest Heights Country Club.

The 19th-ranked Eagles (-27) won by 11 strokes over No. 24 Mississippi State (-16). Middle Tennessee (-7) took third, Liberty (-5) placed fourth and Kentucky (+1) was fifth.

It was Georgia Southern's fourth Schenkel Invitational team title; the Eagles won their first in 2014. Georgia Southern has now won the event or finished runner-up in each of the past six times it was contested (2020 was canceled the day before the event was to start due to COVID-19).

Carr birdied 18 to shoot 8-under and win medalist honors by a stroke over Hunter Logan of Mississippi State. He is the fifth Eagle to win medalist honors, joining Steven Fisk (2019), Scott Wolfes (2014), Richie Bryant (1989) and Jimmy Ellis (1973). It was Carr's fourth career win, his 13th top-five finish and the 26th top-10 finish of his career.

"It's very appropriate that the seniors went out this way and very appropriate for Ben to birdie the last hole to win the Schenkel," said Georgia Southern coach Carter Collins. "It was just a special week all the way around, but this was a

complete team victory. We're very proud of them for everything they put into this tournament – all the emotion that they had to keep control of throughout the week – and for them to finish the way they did just shows how special they are and how much this tournament means to them."

Carr birdied two of his first four holes to start the day but ran into trouble on 10, when he hit his tee shot out of bounds and wound up with a triple bogey. The fifth-year senior promptly birdied the next two holes to climb back into a tie for first, ran off five straight pars and then birdied 18 for the win.

"I got off to a really nice start and was 4-under through 6 and then made kind of a sloppy bogey on 7 and 8 and then blasted one out of bounds on 10," said Carr. "I don't know where I stood at that point, obviously a couple back, so I figured if I could just keep my head in it and just kind of fall into some birdies the last eight holes, anything can happen. I'm really glad it did."

Mason Williams (T5), Wilson Andress (T7) and Parker Claxton (T7) joined Carr in the top 10, and Hogan Ingram tied for 16th, giving all five Eagles in the lineup a top-20 finish. Claxton and Williams each rolled in five birdies today and posted a 70 to lead the team. Andress and Carr each shot 72.

The Eagles led the tournament in par-4 scoring, par-5 scoring and birdies with 69. The field featured five teams in the top 50 in the country, according to Golfstat.

2023 - March 17-19

Team Score		
1.	Georgia Southern	272-281-284=837 (-27)
2.	Mississippi State	284-280-284=848 (-16)
3.	Middle Tennessee	291-281-285=857 (-7)
4.	Liberty	287-287-285=859 (-5)
5.	Kentucky	286-285-294=865 (+1)
6.	Wisconsin	286-295-292=873 (+9)
7.	North Florida	302-288-286=876 (+12)
	UCF	295-290-291=876 (+12)
9.	FGCU	300-287-291=878 (+14)
	Notre Dame	290-299-289=878 (+14)
11.	Campbell	295-290-299=884 (+20)
12.	West Virginia	298-291-300=889 (+25)
13.	UAB	307-291-302=900 (+36)
14.	Army	311-299-302=912 (+48)

Individual	School	Score	
1.	Ben Carr	Georgia Southern	208 (-8)
2.	Hunter Logan	Mississippi State	209 (-7)
T3.	Michael Barnard	Middle Tennessee	210 (-6)
	Alex Goff	Kentucky	210 (-6)
T5.	Mason Williams	Georgia Southern	211 (-5)
	Garrett Wood	Kentucky	211 (-5)
T7.	Johnny Travale	UCF	212 (-4)
	Parker Claxton	Georgia Southern	212 (-4)
	Wilson Andress	Georgia Southern	212 (-4)
10.	Ford Clegg	Mississippi State	213 (-3)
11.	Ruan Pretorius	Mississippi State	214 (-2)
T12.	Henrik Lilja	Campbell	215 (-1)
	Josh Ryan	Liberty	215 (-1)
	Connor Polender	Liberty	215 (-1)
	Davis Lee	North Florida	215 (-1)



2023 champion Georgia Southern



Individual medalist Ben Carr





# All-Time Results

## ALL-TIME PARTICIPATION

TEAM	YEARS	FIRST / LAST	TITLES	TOP-5 TM	MEDALISTS
Alabama	21	1972 / 2013	3	7	1
Appalachian State	1	1975	0	0	0
Arizona	1	2007	0	0	0
<i>Army West Point</i>	3	2019 / 2023	0	0	0
Auburn	31	1973 / 2016	3	10	2
Augusta State	12	1981 / 2009	1	3	0
Austin Peay	1	1980	0	0	0
Boston College	2	2008 / 2016	0	0	0
<i>Campbell</i>	3	2021 / 2023	0	0	0
Centenary	3	1980 / 1982	0	1	1
Charlotte	1	1979	0	0	0
Cincinnati	2	2021 / 2022	0	0	0
Clemson	16	1980 / 2005	2	8	1
College of Charleston	9	2013 / 2022	0	1	1
Columbus	5	1971 / 1975	0	0	1
Davidson	3	1971 / 1974	0	0	0
Duke	10	1979 / 2014	1	4	0
East Carolina	1	1988	0	0	0
Eastern Kentucky	2	1979 / 1980	0	0	0
ETSU	19	1972 / 2021	0	4	0
<i>Florida</i>	33	1971 / 2018	4	23	6
Florida Atlantic	1	1973	0	0	0
<i>Florida Gulf Coast</i>	3	2021 / 2023	0	1	0
Florida State	17	1971 / 1989	1	4	0
Furman	11	1971 / 2022	0	1	0
George Washington	1	1971	0	0	0
Georgia	26	1971 / 2007	5	21	4
<b>Georgia Southern</b>	<b>43</b>	<b>1971 / 2023</b>	<b>4</b>	<b>22</b>	<b>5</b>
Georgia State	5	2009 / 2020	0	0	0
Georgia Tech	18	1972 / 1989	0	2	0
Harvard	1	2016	0	0	0
Indiana	5	1974 / 1978	0	0	0
Iowa	6	2009 / 2022	0	0	0
Jacksonville	3	1972 / 2017	0	0	0
Kansas State	1	2017	0	0	0
<i>Kentucky</i>	23	1973 / 2023	0	9	0
Liberty	1	2023	0	1	0
Lipscomb	2	2017 / 2019	0	0	0
Louisville	2	2010 / 2015	0	0	0
LSU	29	1973 / 2011	1	6	0
Marshall	2	1978 / 1982	0	0	0
Maryland	4	1978 / 2020	0	0	0
Memphis	11	1971 / 2021	0	1	0
Miami	9	1981 / 1989	0	0	0
Michigan State	4	1986 / 2009	0	0	1
<i>Middle Tennessee</i>	9	1972 / 2023	0	1	0
Minnesota	9	2005 / 2020	0	0	0

## ALL-TIME PARTICIPATION

TEAM	YEARS	LAST	TITLES	TOP-5 TM	MEDALISTS
Mississippi	14	1979 / 2015	1	3	1
<i>Mississippi State</i>	12	1978 / 2023	0	4	0
Murray State	7	1972 / 1986	0	0	0
New Mexico	2	2007 / 2008	0	0	0
North Carolina	20	1971 / 2016	1	3	0
<i>NC State</i>	34	1975 / 2021	1	11	3
North Florida	11	2008 / 2023	0	3	0
North Texas	2	2013 / 2014	0	0	0
Northwestern	2	2000 / 2001	0	0	0
<i>Notre Dame</i>	10	2008 / 2023	0	2	0
Ohio State	19	1977 / 2007	0	4	0
Oklahoma	4	1985 / 2009	0	2	1
Oklahoma State	8	1980 / 1987	6	7	4
Old Dominion	1	1979	0	0	0
Purdue	1	1981	0	0	0
Richmond	1	2018	0	0	0
Rollins	4	1971 / 1974	0	0	0
Rutgers	1	2021	0	0	0
South Alabama	1	2015	0	0	0
<i>South Carolina</i>	30	1971 / 2012	1	9	2
South Florida	5	1971 / 1984	0	0	0
Southern California	2	2004 / 2005	0	0	0
TCU	2	1999 / 2000	0	1	0
Tennessee	29	1973 / 2011	0	7	1
Texas	2	2013 / 2014	0	2	0
Texas A&M	1	2007	0	0	0
Toledo	1	2006	0	0	0
Troy	1	2021	0	0	0
<i>UAB</i>	11	2008 / 2023	0	4	0
UCF	4	2013 / 2023	0	2	0
Vanderbilt	9	2008 / 2018	2	4	2
Virginia	10	1980 / 2014	0	4	1
Virginia Tech	3	1971 / 2022	0	0	0
Wake Forest	24	1972 / 2015	6	18	5
Washington	1	2002	0	0	0
<i>West Virginia</i>	2	2022 / 2023	0	0	0
William & Mary	2	1984 / 1985	0	0	0
<i>Wisconsin</i>	2	2022 / 2023	0	0	0

*italicized teams are competing in this year's tournament*

### Most All-Time Team Appearances

- 43.....Georgia Southern
- 34.....NC State
- 33.....Florida
- 31.....Auburn
- 30.....South Carolina
- 29.....LSU, Tennessee
- 26.....Georgia
- 24.....Wake Forest
- 23.....Kentucky



Schenkel Awards ceremony in 1971, the inaugural tournament.

1971 - April 23-24

Team	Score
1. Georgia	867
2. Florida	873
3. Georgia Southern	882
4. Memphis State	887
5. North Carolina	888
6. Rollins College	890
7. South Carolina	891
8. Florida State	902
Furman	902
T10. Columbus College	904
South Florida	904
12. Georgia Southern Team Two	910
13. Virginia Tech	919
14. Davidson	925
15. George Washington	943

Individual	School	Score
1. Sammy Rachels	Columbus Coll.	212
2. Mike Brelsford	Rollins College	213
3. Billy Kratzert	Georgia	214
4. Lyn Lott	Georgia	215
Gary Koch	Florida	215
6. Ken Walsh	Memphis State	216
Pat Lane	Georgia Southern Tm. 2	216
8. Steve Morgan	Florida	217
9. Tom Valentine	Georgia	218
Jimmy Ellis	Georgia Southern	218
Tommy Gaul	Furman	218
12. Brooks Simmons	Georgia Southern	219
T13. Danny Yates	Georgia	220
Jimmy McQuillan	Florida	220
Ricky Armstrong	Georgia Southern	220
Jack Hooks	North Carolina	220
John Ruby	Florida State	220







Wake Forest won the team title in 1972.

1972

Team	Score
1. Wake Forest	847
2. Georgia	858
3. Florida	863
4. South Carolina	876
5. Georgia Southern	879
6. Murray State	880
7. Columbus	883
8. East Tennessee State	885
9. Middle Tennessee	887
10. Rollins	890
11. Memphis	895
12. South Florida	896
13. Jacksonville	900
14. Furman	906
15. Alabama	913
16. Georgia Tech	921

Individual	School	Score
1. J. Simons	Wake Forest	207
2. E. Pearce	Wake Forest	210
T3. B. Kratzer	Georgia	212
Andy North	Florida	212
5. Lynn Lott	Georgia	213
6. Wadkins	East Tennessee State	214
7. S. Walker	Wake Forest	216
T8. B. Dudley	South Florida	217
L. Jackson	Wake Forest	217
Andy Bean	Florida	217
T11. Gary Koch	Florida	218
Chris Pigott	Murray State	218
Wiley Ramsey	South Carolina	218
Buddy Bostian	South Carolina	218
15. Lex Alexander	Wake Forest	219



Jimmy Ellis became the first medalist from Georgia Southern in 1973.

1973 - April 20-22

Team Score	Score
1. Florida	851
2. Georgia	867
3. Wake Forest	873
4. Georgia Southern	875
T5. Louisiana State	888
Tennessee	888
7. Alabama	895
8. South Carolina	898
9. East Tennessee State	901
10. Middle Tennessee	905
11. Rollins	906
12. Memphis State	909
T13. Auburn	910
Georgia Tech	910
15. Davidson	914
16. Columbus	915
17. Murray State	919
18. Jacksonville	921
19. Furman	922
20. South Florida	924
21. Kentucky	925
22. Florida Atlantic	928

Individual	School	Score
1. Jimmy Ellis	Georgia Southern	208
2. Bill Kratzert	Georgia	209
3. Andy Bean	Florida	211
4. Phil Hancock	Florida	214
T5. Jay Haas	Wake Forest	215
Mac McCormick	Tennessee	215
T7. Woody Blackburn	Florida	216
Ben Duncan	Florida	216
Gary Koch	Florida	216
Tom Case, Jr.	Wake Forest	216
Shelby Houston	Louisiana State	216
T12. Pat Lane	Georgia Southern	217
Mike Fambrough	Georgia	217
14. Kevin Morris	Florida	218
T15. David Thore	Wake Forest	219
Tony Hollifield	Alabama	219
T17. Oz Hillman	South Carolina	220
Wheeler Stuart	Alabama	220



Curtis Strange took medalist honors in 1974.

1974

Team Score	Score
1. Wake Forest	1070
2. Florida	1076
3. Alabama	1084
4. Georgia	1089
5. Georgia Southern	1095
T6. Auburn	1101
Louisiana State	1101
8. East Tennessee State	1102
9. Memphis State	1110
10. Kentucky	1117
11. Indiana	1118
12. Furman	1119
13. Florida State	1120
14. South Carolina	1122
15. Middle Tennessee	1132
16. Tennessee	1137
17. Rollins	1143
18. Columbus College	1155
19. Davidson	1171
20. Georgia Tech	1188

Individual	School	Score
1. Curtis Strange	Wake Forest	208
T2. Billy Kratzert	Georgia	209
Jerry Pate	Alabama	209
4. Andy Bean	Florida	211
5. Jay Haas	Wake Forest	212
T6. Buddy Alexander	Georgia Southern	213
Stan Lee	Louisiana State	213
Phil Small	Furman	213
Bob Byman	Wake Forest	213
10. Gary Koch	Florida	214



# All-Time Results



Andy Bean and Florida swept the titles in 1975.

## 1975

### Team Score

1. Florida	1059
2. Wake Forest	1061
3. North Carolina State	1079
4. Georgia Southern	1080
5. East Tennessee State	1082
6. Alabama	1083
7. Georgia	1084
Furman	1084
9. Indiana	1085
10. Auburn	1086
11. Louisiana State	1088
12. South Carolina	1099
13. Florida State	1101
14. Memphis State	1107
15. Kentucky	1110
16. Columbus College	1113
17. Tennessee	1118
18. Middle Tennessee	1121
19. Georgia Tech	1125
T20. Murray State	1128
Appalachian State	1128

Individual	School	Score
1. Andy Bean	Florida	199
2. Phil Hancock	Florida	202
3. Buddy Alexander	Georgia Southern	203
4. Ken Ezell	Furman	207
T5. Curtis Strange	Wake Forest	208
Jay Haas	Wake Forest	208
7. Vance Heafner	North Carolina State	209
8. Mike Holland	South Carolina	210
T9. Jim Saylor	Wake Forest	211
Kelly Roberts	Indiana	211
Jim Holmes	Louisiana State	211
Kirk Bailey	Memphis State	211
T13. Tony Hollifield	Alabama	212
Dennis Sullivan	Florida	212
T15. Jerry Pate	Alabama	213
Chip Beck	Georgia	213

## 1976 - April 23-25

### Team Score

1. Wake Forest	1058
2. Louisiana State	1061
3. Georgia Southern	1065
4. Georgia	1073
5. Florida State	1079
6. Auburn	1081
7. Alabama	1083
8. Florida	1086
9. East Tennessee State	1090
10. Furman	1091
11. Indiana	1096
12. Tennessee	1097
13. North Carolina State	1100
14. Kentucky	1119
15. Memphis State	1123
16. Georgia Tech	1135
17. Murray State	1142
18. Middle Tennessee	1144

Individual	School	Score
1. Phil Hancock	Florida	202
2. Jay Haas	Wake Forest	204
T3. Gary Duren	Georgia Southern	207
Buddy Gardner	Auburn	207
5. Curtis Strange	Wake Forest	208
T6. Bob Byman	Wake Forest	209
Rick Karbowski	Alabama	209
Louis Lee	Louisiana State	209
Steve Waugh	Georgia Southern	209
T10. Chip Beck	Georgia	210
Ken Kreiger	Georgia Southern	210

## 1977 - May 22-24

### Team Score

1. Georgia	847
2. Georgia Southern	859
3. North Carolina State	860
T4. Auburn	863
Wake Forest	863
6. Alabama	868
7. Florida State	869
8. Ohio State	870
9. Furman	874
10. Louisiana State	875
11. Indiana	876
12. North Carolina	878
13. Florida	882
14. Kentucky	890
T15. Memphis State	892
Georgia Tech	892
17. East Tennessee State	902
18. Tennessee	909

Individual	School	Score
1. Jim Becker	Georgia	206
2. Denny Hepler	Florida State	207
3. Ken Kreiger	Georgia Southern	208
4. Chip Beck	Georgia	209
4. Buddy Gardner	Auburn	209
T5. Lennie Barton	North Carolina State	212
Bud Smith	Auburn	212
Gary Hallberg	Wake Forest	212
T8. Marlin Detweiler	North Carolina State	213
Tom Reynolds	North Carolina State	213
Wayne Defrancesco	Wake Forest	213
Kevin King	North Carolina	213

## 1978

### Team Score

1. Wake Forest	865
2. Georgia	874
3. Ohio State	878
4. Florida	880
5. South Carolina	887
6. Florida State	888
7. Georgia Southern	892
8. North Carolina	893
9. Alabama	894
10. Memphis State	897
T11. Mississippi State	898
Auburn	898
13. Louisiana State	899
14. Maryland	900
15. Kentucky	901
16. Indiana	909
17. Tennessee	912
18. East Tennessee State	914
19. North Carolina State	918
20. Georgia Tech	923
21. Marshall	932

Individual	School	Score
T1. Robert Wrenn	Wake Forest	211*
Gary Trivisonno	Alabama	211
3. Mark Balen	Ohio State	213
T4. Kenny Knox	Florida State	215
Chip Beck	Georgia	215
T6. Scott Hoch	Wake Forest	216
Griff Moody	Georgia	216
T8. Mike Blackburn	Florida	218
Mike Holland	South Carolina	218
Gary Hallberg	Wake Forest	218
T11. Lee Cheairs	Memphis State	219
Terry Anton	Florida	219
Dick Maust	South Carolina	219

\*Won on 3rd playoff hole

## 1979 - April 27-29

### Team Score

1. Florida State	854
2. Georgia Southern	870
3. Florida	871
4. Wake Forest	876
5. Ohio State	877
6. North Carolina State	882
7. Louisiana State	884
8. South Florida	891
9. North Carolina	895
10. Eastern Kentucky	896
11. Auburn	897
12. Memphis State	898
13. Duke	899
14. South Carolina	904
15. Mississippi State	909
16. UNC Charlotte	910
17. Georgia Tech	911
18. Murray State	915
19. Tennessee	921
20. Old Dominion	935
21. Mississippi	943

Individual	School	Score
1. Gary Hallberg	Wake Forest	205
2. Grant Turner	Florida State	210
3. Jeff Sluman	Florida State	212
T4. Wayne DeFrancesco	Louisiana State	213
Jodie Mudd	Georgia Southern	213
T6. Tom Carlton	Georgia Southern	214
Ken Green	Florida	214
T8. John Cook	Ohio State	216
Allan Menne	Florida State	216
Paul Downes	Florida State	216
11. Mark Balen	Ohio State	217







Hal Sutton won medalist honors in a playoff in 1980.

1980

Team Score

1.	Oklahoma State	862*
2.	Florida	862
3.	Georgia Southern	872
T4.	East Tennessee State	879
	Wake Forest	879
T6.	North Carolina State	880
	Clemson	880
8.	Centenary	882
9.	Ohio State	885
T10.	Louisiana State	886
	Florida State	886
12.	South Carolina	887
13.	Tennessee	888
14.	Georgia	890
15.	Auburn	891
16.	Austin Peay	900
17.	Eastern Kentucky	908
18.	Duke	910
19.	Memphis State	913
20.	Virginia	925
21.	Georgia Tech	933
22.	Mississippi State	949

\* Won on 1st playoff hole

Individual	School	Score
T1.	Hal Sutton	Centenary 212*
	Gary Hallberg	Wake Forest 212
3.	Mark Calcavecchia	Florida 213
T4.	Jodie Mudd	Georgia Southern 214
	Mike Hulbert	East Tennessee State 214
	Joey Sindelar	Ohio State 214
T7.	Bob Tway	Oklahoma State 215
	Mike Carlisle	Clemson 215
T9.	Rafael Alarcon	Oklahoma State 216
	Willie Wood	Oklahoma State 216
T11.	Rick Pearson	Florida 217
	Madden Hatcher	Georgia 217
T13.	Tony DeLuca	Florida 218
	Stu Ingraham	ETSU 218
	Todd Smith	NC State 218
	Jeff Sluman	Florida State 218

\* Won on 2nd playoff hole




Bob Tway and Oklahoma State took home the hardware in 1981.

1981

Team Score

1.	Oklahoma State	861
2.	Wake Forest	870
3.	Florida	872
4.	Ohio State	876
5.	Centenary	878
6.	Georgia	883
7.	Louisiana State	884
8.	Georgia Southern	887
T9.	South Carolina	889
	Florida State	889
11.	Tennessee	893
12.	Auburn	894
13.	North Carolina State	898
14.	Alabama	899
15.	North Carolina	903
16.	Murray State	909
17.	Purdue	911
T18.	East Tennessee State	912
	Clemson	912
20.	Miami	926
21.	Augusta	943
22.	Georgia Tech	945

Individual	School	Score
1.	Bob Tway	Oklahoma State 207
2.	Joey Sindelar	Ohio State 211
3.	Willie Wood	Oklahoma State 212
T4.	John Salamone	Louisiana State 214
	George MacDonald	South Carolina 214
6.	Jodie Mudd	Georgia Southern 215
T7.	Tim Planchin	Wake Forest 216
	Robert Wrenn	Wake Forest 216
T9.	Steve Waggoner	Florida 218
	Guy Kennen	Centenary 218
	Kirk Jones	Centenary 218
	Rick Stallings	Georgia Southern 218
	Cecil Ingram	Alabama 218
	Chris Edholm	Murray State 218
T.15	Chip Hall	Florida 219
	Chris Perry	Ohio State 219
	Wright Waddell	Georgia 219
	Steve Liebler	South Carolina 219
	Ricky Smallridge	Auburn 219



Oklahoma State made it three in a row in 1982.

1982

Team Score

1.	Oklahoma State	860
2.	Tennessee	873
3.	North Carolina State	877
4.	North Carolina	879
5.	Georgia	880
T6.	Ohio State	885
	Wake Forest	885
8.	Miami	890
T9.	Alabama	895
	Auburn	895
11.	Florida	896
12.	Florida State	898
T13.	Georgia Southern	902
	South Carolina	902
15.	Louisiana State	905
16.	Marshall	911
17.	Centenary	912
18.	Georgia Tech	928

Individual	School	Score
1.	Willie Wood	Oklahoma State 212
2.	Andy Dillard	Oklahoma State 213
3.	Stuart Smith	Tennessee 214
T4.	Mike Cook	Georgia 215
	Steve Lowery	Alabama 215
	Phillip Walton	Oklahoma State 215
7.	John Inman	North Carolina 216
8.	Jerry Haas	Wake Forest 217
T9.	Kevin Janiga	Tennessee 218
	Chris Perry	Ohio State 218
T11.	Roy Biancalana	LSU 219
	Danny Eckles	Georgia Southern 219
	Roy Hunter	NC State 219
	Tom Knox	Wake Forest 219
	Gary Rusnak	Marshall 219
	Wayne Smith	Georgia 219



# All-Time Results



Oklahoma State continued its title run in 1983.

1983

### Team Score

1. Oklahoma State	862
2. Ohio State	863
3. Wake Forest	866
4. Georgia	869
5. Louisiana State	872
6. Georgia Southern	873
7. North Carolina State	876
8. Clemson	878
9. Florida State	884
10. Tennessee	885
11. Alabama	886
12. Auburn	887
13. North Carolina	891
T14. Mississippi	892
South Carolina	892
16. Florida	895
17. Miami	897
18. East Tennessee State	908

Individual	School	Score
1. Tommy Moore	Oklahoma State	210
T2. Brian Mogg	Ohio State	213
Chris Perry	Ohio State	213
Fred Dupre	Louisiana State	213
5. Chris Kite	Wake Forest	214
T6. Billy Andrade	Wake Forest	215
Wright Waddell	Georgia	215
Tripp Kuhlke	Georgia Southern	215
Nolan Mills	North Carolina State	215
Jim Gallagher	Tennessee	215
John Inman	North Carolina	215
T12. Phillip Walton	Oklahoma State	216
Roy Hunter	NC State	216
Davis Love III	North Carolina	216
David Jackson	Florida	216
T.16 Gene Sauers	Georgia Southern	217
Stuart Smith	Tennessee	217



Oklahoma State took home the hardware again in 1984.

1984

### Team Score

1. Oklahoma State	854
2. Mississippi	856
3. Georgia	862
4. Mississippi State	864
5. South Carolina	865
6. Florida State	866
7. Louisiana State	868
8. Clemson	870
9. Wake Forest	882
10. Miami	884
11. Auburn	886
12. Georgia Southern	887
13. Tennessee	888
14. Alabama	889
15. William & Mary	892
16. South Florida	900
17. Georgia Tech	902
18. North Carolina State	907

Individual	School	Score
1. Scott Verplank	Oklahoma State	208
T2. Darren Cole	Mississippi	211
Bob Wolcott	Georgia	211
Pete Matthews	Mississippi State	211
Dillard Pruitt	Clemson	211
T6. Andy Dillard	Oklahoma State	212
Rob McNamara	Louisiana State	212
Jerry Haas	Wake Forest	212
T9. Dave Peege	Mississippi	213
Todd Smith	Auburn	213
Griff Rudolph	Alabama	213
T12. Peter Persons	Georgia	214
Webb Heintzelman	South Carolina	214
Fred Dupre	LSU	214
T15. Bob Hughes	South Carolina	215
Nolan Henke	Florida State	215
John Fridge	Auburn	215



Oklahoma State's Scott Verplank tied for third in 1985.

1985

### Team Score

1. Mississippi	839
2. Oklahoma State	844
3. Georgia	848
4. Wake Forest	851
5. Oklahoma	854
6. Tennessee	855
T7. Louisiana State	857
Auburn	857
9. Georgia Tech	858
10. Miami	870
11. Clemson	871
12. Georgia Southern	874
13. North Carolina State	875
14. South Carolina	886
15. Alabama	887
16. Mississippi State	897
17. Florida State	904
18. William & Mary	914

Individual	School	Score
T1. Eric Rebmann	Tennessee	205*
Darren Cole	Mississippi	205
T3. Scott Verplank	Oklahoma State	207
Billy Andrade	Wake Forest	207
5. Rob McNamara	Louisiana State	208
T6. Todd Hamilton	Oklahoma	209
Todd Smith	Auburn	209
Woody Austin	Miami	209
T9. Duane Lorio	Mississippi	210
Robby Cole	Georgia	210
John Fridge	Auburn	210
T12. Dave Peege	Mississippi	211
Peter Persons	Georgia	211
Tad Rhyan	Tennessee	211
T15. Chip Drury	Georgia	212
Mitch Perry	Wake Forest	212

\* Won on 1st playoff hole







Wake Forest won the team title in 1986.

1986

Team Score

1.	Wake Forest	825
2.	Clemson	842
3.	Georgia	847
T4.	Louisiana State	849
	Georgia Tech	849
6.	Miami	850
7.	Oklahoma	852
8.	Oklahoma State	853
9.	Florida State	867
T10.	Auburn	869
	Ohio State	869
12.	Georgia Southern	874
13.	Mississippi	875
14.	Tennessee	876
15.	South Carolina	893
16.	Mississippi State	895
17.	Michigan State	902
18.	Murray State	923

Individual School Score

1.	Chris Kite	Wake Forest	195
2.	Peter Persons	Georgia	200
3.	Nacho Gervas	Georgia Tech	205
T4.	Len Mattiace	Wake Forest	207
	Robert McCardle	Clemson	207
	Eric Hamilton	Auburn	207
T7.	Emlyn Aubrey	Louisiana State	208
	Doug Martin	Oklahoma	208
9.	Rob McNamara	Louisiana State	209
T10.	Brad Clark	Clemson	210
	E.J. Pfister	Oklahoma State	210
T12.	Billy Andrade	Wake Forest	211
	Scott Medlin	Miami	211
	Ronnie McCann	Miami	211
	Chip Sullivan	Mississippi	211
T16.	Jay Nichols	Georgia Tech	212
	David Calhoun	Mississippi State	212

1987

Team Score

1.	Oklahoma State	848
2.	Oklahoma	852
3.	Florida State	858
4.	Georgia Tech	863
5.	Clemson	867
T6.	Wake Forest	868
	Georgia	868
8.	Ohio State	870
9.	Alabama	872
10.	Tennessee	873
T11.	Miami	877
	Georgia Southern	877
13.	Louisiana State	878
14.	Auburn	882
15.	Mississippi	883
16.	North Carolina State	887
17.	South Carolina	892
18.	Furman	896

Individual School Score

T1.	Doug Martin	Oklahoma	210*
	Michael Bradley	Oklahoma State	210
3.	Len Mattiace	Wake Forest	211
	Eoghan O'Connell	Wake Forest	211
5.	Brian Watts	Oklahoma State	212
6.	Matt Peterson	Georgia	213
	Gibby Gilbert	Tennessee	213
	E.J. Pfister	Oklahoma State	213
	Grant Waite	Oklahoma	213
10.	Steve Ford	Georgia Southern	214
	Chris Patton	Clemson	214

\*Won on 1st playoff hole

1988

Team Score

1.	Clemson	854
2.	Wake Forest	855
T3.	Tennessee	859
	South Carolina	859
5.	Georgia Southern	865
T6.	Georgia	867
	Georgia Tech	867
8.	Louisiana State	868
9.	Ohio State	873
T10.	Auburn	877
	North Carolina State	877
12.	Virginia	880
13.	Florida State	881
14.	Mississippi	886
15.	Mississippi State	892
16.	Alabama	893
17.	Miami	894
18.	East Carolina	912

Individual School Score

1.	Kevin Johnson	Clemson	209
2.	Tom Carr	Tennessee	210
2.	David Toms	Louisiana State	210
T4.	Eoghan O'Connell	Wake Forest	211
	Ted Tryba	Ohio State	211
	Wes Tuck	Auburn	211
T7.	Chris Patton	Clemson	212
	Mitchell Partridge	Georgia Southern	212
9.	Greg Leshner	Louisiana State	213
T10.	Oswald Drawdy	Clemson	214
	Barry Fabyan	Wake Forest	214
	Jeff Hull	South Carolina	214
	John Tighe	Florida State	214



Georgia Southern's Richie Bryant won medalist honors in a playoff in 1989.

1989

Team Score

1.	Louisiana State	852
2.	Clemson	853
3.	Georgia Southern	860
4.	Georgia	864
5.	Florida State	865
T6.	South Carolina	866
	Wake Forest	866
8.	Georgia Tech	871
9.	Florida	874
10.	North Carolina State	878
11.	Virginia	883
12.	Ohio State	890
13.	Tennessee	896
14.	Auburn	897
15.	Alabama	901
16.	Mississippi State	902
17.	Miami	909
18.	Mississippi	915

Individual School Score

T1.	Richie Bryant	Georgia Southern	208*
	Greg Leshner	Louisiana State	208
3.	Kevin Johnson	Clemson	209
T4.	Matt Peterson	Georgia	210
	Rick Williams	South Carolina	210
6.	Chris Patton	Clemson	211
T7.	Todd Satterfield	Georgia	213
	Roger Winchester	Florida State	213
T9.	Fredrick Lindgren	Louisiana State	214
	David Toms	Louisiana State	214
	Duke Donahue	Florida State	214
T12.	Chirs Berens	Georgia Southern	215
	Jeff Hull	South Carolina	215
	Barry Fabyan	Wake Forest	215
	Chan Reeves	Georgia Tech	215
T16.	Perry Moss	LSU	216
	Charlie Rymer	Georgia Tech	216
	Todd Gleaton	NC State	216
	Tim Dunlavy	Virginia	216

\*Won in a playoff



# All-Time Results



Florida's Steve Scott won medalist honors in 1999.

### 1999 - March 27-28

#### Team Score

1. Clemson	869*
2. Georgia	869
3. South Carolina	871
4. Florida	877
T5. Duke	885
Texas Christian	885
7. Augusta State	886
8. East Tennessee State	888
9. Georgia Tech	890
10. Ohio State	892
11. Furman	895
12. Wake Forest	902
T13. North Carolina State	906
Georgia Southern	906
15. Virginia	907

\*Won in a playoff

Individual	School	Score
T1. Steve Scott	Florida	211*
Michael Morrison	Georgia	211
3. Kyle Thompson	South Carolina	213
T4. Scott Volpitto	Texas Christian	214
Jonathon Byrd	Clemson	214
Robert Duck	Augusta State	214
7. Chris Emanuel	Ohio State	215
8. Eamonn Brady	East Tennessee State	216
9. Gary Girard	Texas Christian	217
T10. Blake Adams	Georgia Southern	218
Michael Capone	Wake Forest	218
Mike Christensen	Duke	218
T13. Michael Hoey	Clemson	219
Jeremy Parrott	Georgia	219
T15. Bryce Molder	Georgia Tech	220
Carlton Forrester	Georgia Tech	220
John Engler	Clemson	220
Mark Catalano	South Carolina	220

\*Won in a playoff



Bubba Watson and Georgia took home the hardware in 2000.

### 2000 - March 25-26

#### Team Score

1. Georgia	829
2. Clemson	846
3. North Carolina State	852
T4. Florida	861
Duke	861
6. Augusta State	865
7. South Carolina	869
8. Texas Christian	870
9. Northwestern	872
10. North Carolina	873
11. Louisiana State	876
12. East Tennessee State	879
13. Tennessee	880
14. Georgia Southern	882
15. Ohio State	886

Individual	School	Score
1. Bubba Watson	Georgia	203
2. Max Harris	North Carolina	205
3. Nick Cassini	Georgia	207
4. Matt Krauss	Duke	208
T5. Carl Pettersson	North Carolina State	210
Luke Donald	Northwestern	210
Erik Compton	Georgia	210
Lucas Glover	Clemson	210
Michael Maness	South Carolina	210
John Engler	Clemson	210
11. Michael Morrison	Georgia	211
T12. Jeremy Wilkinson	LSU	212
Jamie Elson	Augusta State	212
Camilo Benedetti	Florida	212
Jonathan Byrd	Clemson	212
T16. Mark Tullo	NC State	213
Taylor Walsh	Florida	213

### 2001 - March 24-25

#### Team Score

1. Georgia	854
2. Georgia Southern	858
3. Clemson	859
4. Augusta State	867
5. Florida	870
6. Northwestern	873
7. East Tennessee State	876
8. South Carolina	880
9. Duke	881
10. North Carolina State	884
11. Auburn	886
12. Tennessee	888
13. Louisiana State	890
14. North Carolina	891
15. Ohio State	900

Individual	School	Score
1. Nick Cassini	Georgia	210
2. Erik Compton	Georgia	211
T3. D.J. Trahan	Clemson	212
Bubba Dickerson	Florida	212
Chris Wisler	East Tennessee State	212
Bryant Odom	Georgia	212
7. Travis Mobley	Georgia Southern	213
T8. Justin Kolumber	Georgia Southern	214
David Sanchez	North Carolina State	214
Lucas Glover	Clemson	214
T11. Luke Donald	Northwestern	215
Jamie Elson	Augusta State	215
Dustin Bray	North Carolina	215
John Bloomfield	South Carolina	215

### 2002 - March 23-24

#### Team Score

1. Augusta State	865
2. Wake Forest	867
3. North Carolina State	871
4. Florida	872
5. Georgia	874
T6. Clemson	876
Duke	876
8. Louisiana State	878
9. Tennessee	880
10. Georgia Southern	885
11. Washington	886
12. East Tennessee State	888
13. Auburn	893
14. North Carolina	897
15. South Carolina	901

Individual	School	Score
1. Justin Walters	North Carolina State	207
2. Bryant Odom	Georgia	212
T3. Michael Webb	Augusta State	214
Oliver Wilson	Augusta State	214
T5. Ari Savolainen	Florida	215
D.J. Trahan	Clemson	215
Camilo Villegas	Florida	215
8. Travis Mobley	Georgia Southern	216
T9. Nathan Goulding	Louisiana State	217
Adam Riddering	East Tennessee State	217
Chris Yoder	Wake Forest	217







## 2003 - March 22-23

Team Score		
1. Wake Forest		844
2. Clemson		847
3. Georgia		854
4. Florida		858
5. Auburn		860
6. North Carolina State		861
7. South Carolina		869
8. North Carolina		872
9. East Tennessee State		873
10. Augusta State		877
11. Georgia Southern		879
12. Louisiana State		880
13. Tennessee		883
14. Duke		887
15. Ohio State		899

Individual	School	Score
1. Brent Wanner	Wake Forest	207
T2. Jack Ferguson	Clemson	210
Bill Haas	Wake Forest	210
Kevin Kisner	Georgia	210
D.J. Trahan	Clemson	210
T6. John Humphries	Louisiana State	211
Stuart Moore	Auburn	211
Richard Treis	North Carolina	211
T9. Will Claxton	Auburn	212
Ari Savolainen	Florida	212
11. Eirik Johansen	South Carolina	213

## 2004 - March 20-21

Team Score		
1. Florida		859
2. Georgia		869
3. South Carolina		871
4. Duke		872
5. Augusta State		876
6. Clemson		878
7. Louisiana State		879
T8. Southern California		881
Wake Forest		881
10. Ohio State		882
11. Georgia Southern		884
12. North Carolina State		890
13. North Carolina		892
14. Tennessee		893
15. Auburn		895

Individual	School	Score
1. Matt Every	Florida	207
2. Bill Haas	Wake Forest	209
3. Chris Kirk	Georgia	212
4. Nathan Smith	Duke	213
T5. Colin Biles	Ohio State	214
Scott Oxandaboure	Southern California	214
Camilo Villegas	Florida	214
T8. Jessie Mudd	Florida	215
Martin Ureta	North Carolina	215
T10. Alex Hamilton	South Carolina	216
Major Manning	Augusta State	216
Stephen Poole	Clemson	216
Kurt Watkins	Georgia Southern	216

## 2005 - March 19-20

Team Score		
1. Duke		868
2. Auburn		869
T3. Tennessee		882
Georgia		882
5. Georgia Southern		883
6. South Carolina		885
7. Minnesota		886
8. Augusta State		888
9. North Carolina		889
10. Florida		890
11. Louisiana State		901
12. Clemson		903
13. Ohio State		904
14. Southern California		909
15. North Carolina State		917

Individual	School	Score
T1. Mark Anderson	South Carolina	215*
Jon David Kennedy	Georgia Southern	215
T3. Patton Kizzire	Auburn	216
Ross McGowan	Tennessee	216
Stuart Moore	Auburn	216
T6. Ryan Blaum	Duke	217
David Denham	Georgia	217
Scott Jamieson	Augusta State	217
Nathan Smith	Duke	217
Emmett Turner	Augusta State	217
11. Bronson LaCassie	Minnesota	218

\*Won in a playoff

## 2006 - March 18-19

Team Score		
1. North Carolina		857
2. Florida		859
3. Kentucky		865
4. Auburn		871
5. Alabama		875
T6. Michigan State		876
Minnesota		876
North Carolina State		876
9. Tennessee		877
10. Augusta State		880
11. South Carolina		883
12. Louisiana State		887
T13. Georgia Southern		890
Ohio State		890
15. Toledo		915

Individual	School	Score
1. Matt Harmon	Michigan State	207
2. Robert Riesen	North Carolina	209
T3. Brad Doster	Kentucky	211
Major Manning	Augusta State	211
Stephen Lewton	North Carolina State	211
T6. Martin Ureta	North Carolina	213
Matt Every	Florida	213
8. Mark Harrell	Alabama	214
9. Ted Smith	North Carolina	215
T10. Andy Winings	Kentucky	216
Erik Johansen	South Carolina	216
James Vargas	Florida	216
Josh Persons	Minnesota	216
Stuart Moore	Auburn	216



Georgia won its fifth title in 2007.

## 2007 - March 17-18

Team Score		
1. Georgia		854
2. Alabama		860
3. Auburn		868
4. South Carolina		874
5. Florida		881
6. Texas A&M		886
7. Georgia Southern		887
8. Augusta State		888
9. New Mexico		889
10. Tennessee		890
11. Arizona		891
12. North Carolina		896
13. Louisiana State		897
14. Michigan State		898
15. Ohio State		903
16. Kentucky		907
17. Minnesota		910
18. North Carolina State		911

Individual	School	Score
1. Chris Kirk	Georgia	210
2. Brendon Todd	Georgia	212
3. Michael Thompson	Alabama	213
T4. Baker Elmore	South Carolina	215
Matt Harmon	Michigan State	215
Adam Mitchell	Georgia	215
T7. Jamie Bowen	Auburn	216
Bronson Burgoon	Texas A&M	216
Bryan Jones	Georgia Southern	216
Major Manning	Augusta State	216
T11. Brian Harman	Georgia	217
Tim Mckenney	Florida	217
Pete Oriol	Arizona	217
Steve Saunders	New Mexico	217
Matthew Swan	Alabama	217
Martin Ureta	North Carolina	217
T17. Billy Horschel	Florida	218
Patton Kizzire	Auburn	218
T19. Allen Koon	South Carolina	219
Joseph Sykora	Alabama	219





# All-Time Results



Alabama won its Schenkel title in 2008.


2008 - March 14-16

### Team Score

1.	Alabama	285-280-284=849 (-15)
2.	Florida	290-279-287=856 (-8)
3.	South Carolina	286-281-292=859 (-5)
4.	Tennessee	282-289-294=865 (+1)
T5.	Georgia Southern	301-288-281=870 (+6)
	UAB	286-289-295=870 (+6)
7.	Louisiana State	287-291-293=871 (+7)
8.	Kentucky	294-289-294=877 (+13)
9.	North Florida	303-291-287=881 (+17)
10.	North Carolina	298-290-297=885 (+21)
11.	Augusta State	295-291-300=886 (+22)
T12.	Auburn	296-291-301=888 (+24)
	Notre Dame	297-294-297=888 (+24)
14.	Michigan State	295-296-299=890 (+26)
15.	Minnesota	305-286-300=891 (+27)
16.	North Carolina State	296-296-300=892 (+28)
17.	New Mexico	304-294-303=901 (+37)
18.	Boston College	318-305-314=937 (+73)

Individual	School	Score
1.	George Bryan IV	South Carolina 208 (-8)
2.	Michael Thompson	Alabama 209 (-7)
3.	Logan Blondell	Georgia Southern 210 (-6)
T4.	Billy Horschel	Florida 211 (-5)
	Matthew Swan	Alabama 211 (-5)
T6.	Josh Sandman	Notre Dame 212 (-4)
	Brad Smith	UAB 212 (-4)
	Manuel Villegas	Florida 212 (-4)
T9.	Tyler Brown	Florida 214 (-2)
	Kevin O'Connell	North Carolina 214 (-2)
	Michael O'Neal	North Florida 214 (-2)
12.	Clayton Rotz	Louisiana State 215 (-1)
T13.	Patrick Cuning	South Carolina 216 (E)
	Andrew Loupe	Louisiana State 216 (E)
	Joe Monte*	Georgia Southern 216 (E)
	Philip Pettitt	Tennessee 216 (E)
	Robin Wingardh	Tennessee 216 (E)
T18.	Mark Anderson	South Carolina 217 (+1)
	David Holmes	Tennessee 217 (+1)
	Jay Moseley	Auburn 217 (+1)
	Mike Oimoon	UAB 217 (+1)
	Zach Sucher	UAB 217 (+1)
	Stewart Whitt	Alabama 217 (+1)

\*Played as individual




South Carolina won its first Schenkel title in 2009.

2009 - March 20-22

### Team Score

1.	South Carolina	291-288-286=865 (+1)
T2.	Tennessee	287-293-287=867 (+3)
	NC State	295-287-285=867 (+3)
4.	Florida	292-287-291=870 (+6)
5.	Kentucky	297-287-291=875 (+11)
6.	Georgia Southern	291-293-292=876 (+12)
7.	North Carolina	302-284-293=879 (+15)
8.	Mississippi	295-293-293=882 (+17)
9.	Auburn	294-301-287=882 (+18)
10.	North Florida	290-297-297=884 (+20)
11.	Virginia	296-294-295=885 (+21)
T12.	Vanderbilt	296-294-296=886 (+22)
	LSU	296-292-298=886 (+22)
14.	Iowa	302-294-293=889 (+25)
15.	Georgia State	295-297-300=892 (+28)
16.	Oklahoma	293-297-306=896 (+32)
17.	Augusta State	298-293-309=900 (+36)
18.	Notre Dame	311-298-303=912 (+48)

Individual	School	Score
1.	Matt Hill	NC State 209 (-7)
2.	George Bryan IV	South Carolina 212 (-4)
3.	Jonathan Randolph	Mississippi 213 (-3)
T4.	Darren Blair	NC State 214 (-2)
	Taylor Floyd*	Augusta State 214 (-2)
	Billy Horschel	Florida 214 (-2)
	Tim McKenney	Florida 214 (-2)
	Kevin O'Connell	North Carolina 214 (-2)
	Sang Yi	LSU 214 (-2)
10.	Glenn Northcutt	Auburn 215 (-1)
T11.	Sam Braver	South Carolina 216 (E)
	Brad Hopfinger	Iowa 216 (E)
	Drew Lethem	Georgia Southern 216 (E)
T14.	Joe David	Mississippi 217 (+1)
	David Holmes	Tennessee 217 (+1)
	James Kania	Kentucky 217 (+1)
	Chris Paisley	Tennessee 217 (+1)
	Darren Renwick	Tennessee 217 (+1)
	Andy Winings	Kentucky 217 (+1)
T20.	Logan Blondell	Georgia Southern 218 (+2)
	Jon Curran	Vanderbilt 218 (+2)
	Cole Moreland	Auburn 218 (+2)
	Henrik Norlander	Augusta State 218 (+2)
	Conrad von Borsig	Virginia 218 (+2)



Auburn won the team title in 2010.

2010 - March 19-21

### Team Score

1.	Auburn	288-283-291=862 (-2)
2.	North Florida	285-279-299=863 (-1)
3.	Virginia	286-287-292=865 (+1)
4.	Alabama	292-288-288=868 (+4)
T5.	Tennessee	299-291-281=871 (+7)
	Ole Miss	287-290-294=871 (+7)
7.	N.C. State	289-286-297=872 (+8)
8.	Florida	294-297-284=875 (+11)
9.	LSU	291-289-297=877 (+13)
10.	South Carolina	293-293-292=878 (+14)
11.	Vanderbilt	291-291-299=881 (+17)
12.	Georgia Southern	292-289-302=883 (+19)
13.	North Carolina	300-288-300=888 (+24)
14.	Kentucky	295-293-301=889 (+25)
15.	Louisville	296-300-302=898 (+34)

Individual	School	Score
T1.	Jonathan Randolph	Ole Miss 211^ (-5)
	Jordan Gibb*	North Florida 211 (-5)
	Hunter Hamrick	Alabama 211 (-5)
T4.	Kevin Phelan	North Florida 212 (-4)
	J.C. Horne	North Florida 212 (-4)
T6.	Logan Blondell*	Georgia Southern 213 (-3)
	Bank Vongvanij	Florida 213 (-3)
	Will Collins	Virginia 213 (-3)
	Kyle Kopsick	Auburn 213 (-3)
T10.	Will McCurdy	Auburn 215 (-1)
	Ben Kohles	Virginia 215 (-1)
T12.	Garrick Porteous	Tennessee 216 (E)
	John Peterson	LSU 216 (E)
	Hudson Johnson	Vanderbilt 216 (E)
T15.	Riley Wheeldon	Louisville 217 (+1)
	George Bryan IV	South Carolina 217 (+1)
	Ben Fuqua	Kentucky 217 (+1)
	Paul Woodbury	South Carolina 217 (+1)
	Cole Moreland	Auburn 217 (+1)
T20.	Josh Jones*	LSU 218 (+2)
	Tyson Alexander	Florida 218 (+2)
	David Holmes	Tennessee 218 (+2)
	Michael McGowan	North Carolina 218 (+2)
	Austin Gutszell	LSU 218 (+2)
	Billy Brozovich	Ole Miss 218 (+2)
	Adam Hogue	NC State 218 (+2)
	Hunter Slatton	Alabama 218 (+2)
	Matt Hill	NC State 218 (+2)
	Steven Rojas	Virginia 218 (+2)

^ Won in a playoff

\*Played as an individual







Auburn repeated with a team title in 2011.


2011 - March 18-20

Team Score

T1	Auburn*	279-275-294=848 (-16)
	Florida	282-278-288=848 (-16)
3.	Virginia	288-277-293=858 (-6)
4.	LSU	287-277-298=862 (-2)
5.	North Florida	291-282-290=863 (-1)
6.	North Carolina State	292-278-295=865 (+1)
T7.	North Carolina	292-292-296=880 (+16)
	Minnesota	301-280-299=880 (+16)
	Georgia Southern	297-285-298=880 (+16)
10.	Tennessee	289-289-303=881 (+17)
11.	Mississippi	304-292-287=883 (+19)
12.	Notre Dame	291-287-310=888 (+24)
T13.	Vanderbilt	302-287-307=896 (+32)
	Kentucky	306-292-298=896 (+32)
15.	Mississippi State	303-302-311=916 (+52)

\*Won in a playoff

Individual	School	Score
1.	Bank Vongvanij	Florida 207 (-9)
T2.	Kevin Aylwin	North Florida 208 (-8)
	Kyle Kopsick	Auburn 208 (-8)
4.	Phillip Choi	Florida 210 (-6)
T5.	Ben Kohles	Virginia 211 (-5)
	Blayne Barber	Auburn 211 (-5)
T7.	Amory Davis	Virginia 212 (-4)
	Albin Choi	NC State 212 (-4)
	Niclas Carlsson	Auburn 212 (-4)
10.	John Peterson	LSU 213 (-3)
T11.	Andres Echavarria	Florida 215 (-1)
	Sang Yi	LSU 215 (-1)
T13.	Zach Primavera	Mississippi 216 (E)
	Michael McGowan	North Carolina 216 (E)
T15.	Joe David	Mississippi 217 (+1)
	Ben Rusch	Virginia 217 (+1)
	Joe Byun	North Florida 217 (+1)
	Mitchell Sutton	NC State 217 (+1)
	Austin Gutgsell	LSU 217 (+1)
T20.	Tom Usher	Notre Dame 218 (+2)
	Robin Wingardh	Tennessee 218 (+2)
	Donald Constable	Minnesota 218 (+2)
	Matt Deal	Georgia Southern 218 (+2)
	Andrew Loupe	LSU 218 (+2)
	Tyler McCumber	Florida 218 (+2)



Alabama won its second team title in 2012.

2012 - March 16-18

Team Score

1.	Alabama	268-269-280=817 (-47)
2.	Virginia	283-275-281=839 (-25)
T3.	Auburn	282-277-288=847 (-17)
	Florida	280-285-282=847 (-17)
5.	UAB	286-279-290=855 (-9)
6.	Mississippi	280-286-292=858 (-6)
7.	North Florida	286-285-291=862 (-2)
8.	South Carolina	293-277-294=864 (E)
9.	Kentucky	286-286-298=870 (+6)
10.	Vanderbilt	304-289-282=875 (+11)
11.	Georgia Southern	296-292-290=878 (+14)
12.	Notre Dame	289-293-300=882 (+18)
13.	Minnesota	300-284-300=884 (+20)
14.	North Carolina State	301-286-298=885 (+21)

Individual	School	Score
1.	Ben Kohles	Virginia 198 (-18)
2.	Blayne Barber	Auburn 201 (-15)
T3.	Justin Thomas	Alabama 204 (-12)
	Cory Whitsett	Alabama 204 (-12)
T5.	Hunter Hamrick	Alabama 206 (-10)
	Bobby Wyatt	Alabama 206 (-10)
T7.	Blake Morris	Mississippi 207 (-9)
	Ben Rusch	Virginia 207 (-9)
9.	T.J. Vogel	Florida 208 (-8)
T10.	Tyler McCumber	Florida 210 (-6)
	Joe David	Mississippi 210 (-6)
12.	Kevin Phelan	North Florida 211 (-5)
T13.	J.D. Tomlinson	Florida 212 (-4)
	Max Scodro	Notre Dame 212 (-4)
	Niclas Carlsson	Auburn 212 (-4)
T16.	Adam Hofmann	Vanderbilt 213 (-3)
	Sam Love	UAB 213 (-3)
	Paul Dunne	UAB 213 (-3)
	Will McCurdy	Auburn 213 (-3)
20.	Peter Kellerman	North Florida 214 (-2)



Alabama won a consecutive team title in 2013.

2013 - March 15-17

Team Score

1.	Alabama	282-281-285=848 (-16)
2.	Texas	280-285-293=858 (-6)
3.	North Florida	294-291-283=868 (+4)
4.	Florida	285-296-292=873 (+9)
5.	Central Florida	291-294-292=877 (+13)
T6.	Kentucky	294-298-291=883 (+19)
	Georgia Southern	297-296-290=883 (+19)
8.	Vanderbilt	292-295-300=887 (+23)
T9.	UAB	292-303-294=889 (+25)
	Mississippi	301-289-299=889 (+25)
11.	Virginia	301-295-295=891 (+27)
12.	North Texas	296-294-302=892 (+28)
13.	Maryland	296-288-311=895 (+31)
14.	College of Charleston	297-301-301=899 (+35)
15.	Notre Dame	297-307-296=900 (+36)

Individual	School	Score
1.	Justin Thomas	Alabama 207 (-9)
2.	Brandon Stone	Texas 210 (-6)
T3.	Bobby Wyatt	Alabama 211 (-5)
	Sean Dale	North Florida 211 (-5)
T5.	Cody Gribble	Texas 212 (-4)
	Scott Wolfes	Georgia Southern 212 (-4)
7.	Cory Whitsett	Alabama 213 (-3)
8.	MJ Maguire	North Florida 214 (-2)
T9.	Greg Eason	Central Florida 215 (-1)
	Ben Stow	Kentucky 215 (-1)
T11.	Eric Banks	Florida 216 (E)
	Sean Bosdosh	Maryland 216 (E)
	Thomas Sutton	UAB 216 (E)
T14.	Sam Love*	UAB 217 (+1)
	Alex Ellis	Coll. of Charleston 217 (+1)
T16.	JD Tomlinson	Florida 219 (+3)
	Toni Hakula	Texas 219 (+3)
	Kyle Wilshire	UCF 219 (+3)
	Denny McCarthy	Virginia 219 (+3)
	Mac McLaughlin	Virginia 219 (+3)
	Charlie Ewing	Vanderbilt 219 (+3)

\*Played as individual



# All-Time Results



Georgia Southern won its first title in 2014.


2014 - March 14-16

### Team Score

1.	Georgia Southern	286-276-288=850 (-14)
2.	UAB	285-281-292=858 (-6)
3.	Central Florida	294-279-289=862 (-2)
T4.	Virginia	290-285-293=868 (+4)
	Texas	290-283-295=868 (+4)
6.	College of Charleston	290-277-302=869 (+5)
7.	Georgia State	301-273-297=871 (+7)
8.	Mississippi	290-293-292=875 (+11)
9.	North Florida	291-278-307=876 (+12)
10.	NC State	292-293-296=881 (+17)
11.	Kentucky	294-292-296=882 (+18)
12.	Duke	297-294-295=886 (+22)
13.	Florida	297-293-300=890 (+26)
14.	North Texas	309-296-293=898 (+34)
15.	Maryland	299-303-302=904 (+40)

Individual	School	Score
1.	Scott Wolfes	Georgia Southern 209 (-7)
2.	Martin Rohwer	UAB 211 (-5)
3.	Jimmy Stanger	Virginia 212 (-4)
T4.	Henry Mabbett*	Georgia Southern 213 (-3)
	Will Evans	Georgia Southern 213 (-3)
T6.	Stephen Powers	Kentucky 214 (-2)
	MJ Maguire	North Florida 214 (-2)
	Charlie Martin	Georgia Southern 214 (-2)
	Kramer Hickok	Texas 214 (-2)
T10.	David Snyder	Kentucky 215 (-1)
	Greg Eason	Central Florida 215 (-1)
	Alex Ellis	College of Charleston 215 (-1)
	Wilson McDonald	UAB 215 (-1)
	Beau Hossler	Texas 215 (-1)
T15.	Blake Morris	Mississippi 216 (E)
	Ricardo Gouveia	UCF 216 (E)
	Zach Munroe	College of Charleston 216 (E)
	Federico Zucchetti	UCF 216 (E)
	John Jonas	College of Charleston 216 (E)
T20.	Eric Banks	Florida 217 (+1)
	Denny McCarthy	Virginia 217 (+1)

\* Played as individual



Auburn claimed its third title in 2015.


2015 - March 20-22

### Team Score

1.	Auburn	274-269-280=823 (-41)
2.	Vanderbilt	273-282-269=824 (-40)
3.	Georgia Southern	282-278-284=844 (-20)
4.	Kentucky	285-283-278=846 (-18)
T5.	Wake Forest	279-289-279=847 (-17)
	NC State	281-290-276=847 (-17)
7.	UAB	290-274-284=848 (-16)
8.	North Florida	286-282-286=854 (-10)
9.	Iowa	285-283-291=859 (-5)
T10.	Central Florida	291-286-283=860 (-4)
	College of Charleston	297-283-280=860 (-4)
12.	Florida	283-291-287=861 (-3)
13.	Louisville	286-289-295=870 (+6)
14.	Mississippi	292-295-284=871 (+7)
15.	South Alabama	306-303-288=897 (+33)

Individual	School	Score
1.	Daniel Stringfellow	Auburn 204 (-12)
T2.	Will Long	Auburn 205 (-11)
	Matthias Schwab	Vanderbilt 205 (-11)
	Theo Humphrey	Vanderbilt 205 (-11)
	Ben Schlottman	Auburn 205 (-11)
T6.	Zach Munroe	College of Charleston 207 (-9)
	Hunter Stewart	Vanderbilt 207 (-9)
	Carson Jacobs	Vanderbilt 207 (-9)
T9.	Robin Sciot-Siegrist	Louisville 208 (-8)
	David Snyder	Kentucky 208 (-8)
	Will Zalatoris	Wake Forest 208 (-8)
T12.	Tyler McDaniel	Kentucky 209 (-7)
	Taylor Hancock	North Florida 209 (-7)
	Kim Koivu	Georgia Southern 209 (-7)
	Woody Woodward*	Wake Forest 209 (-7)
T16.	Stanhope Johnson	NC State 210 (-6)
	Carter Page	NC State 210 (-6)
	Paul Dunne	UAB 210 (-6)
T19.	Cyrus Stewart	Wake Forest 211 (-5)
	Matt Mierzejewski	Georgia Southern 211 (-5)
	Austin Padova	North Florida 211 (-5)
	Matt Gilchrest	Auburn 211 (-5)
	Ryan Stovash	UCF 211 (-5)

\* Played as individual



Vanderbilt won its first title in 2016.

2016 - March 18-20

### Team Score

1.	Vanderbilt	274-280-269=823 (-41)
2.	Wake Forest	270-284-279=833 (-31)
T3.	Kentucky	283-277-279=839 (-25)
	NC State	283-284-272=839 (-25)
5.	Auburn	284-269-288=841 (-23)
6.	Georgia State	274-279-289=842 (-22)
7.	North Florida	280-288-276=844 (-20)
8.	North Carolina	279-280-289=848 (-16)
9.	UAB	283-280-286=849 (-15)
10.	Georgia Southern	280-285-286=851 (-13)
11.	College of Charleston	280-289-285=854 (-10)
12.	Iowa	279-290-287=856 (-8)
13.	Harvard	287-295-287=869 (+5)
14.	Boston College	297-291-305=893 (+29)

Individual	School	Score
T1.	Michael Johnson^	Auburn 203 (-13)
	Will Gordon	Vanderbilt 203 (-13)
T3.	Cameron Young	Wake Forest 204 (-12)
	J.J. Grey	Georgia State 204 (-12)
5.	Ben Griffin	North Carolina 205 (-11)
6.	Theo Humphrey	Vanderbilt 205 (-11)
T7.	Patrick Martin	Vanderbilt 207 (-9)
	Matthias Schwab	Vanderbilt 207 (-9)
	Parker Derby	College of Charleston 207 (-9)
T10.	Will Cannon	UAB 208 (-8)
	Ben Schlottman*	Auburn 208 (-8)
	Cooper Musselman	Kentucky 208 (-8)
	Andrew Alligood	North Florida 208 (-8)
	Davis Womble	Wake Forest 208 (-8)
T15.	Martin Rohwer	UAB 209 (-7)
	David Cooke	NC State 209 (-7)
	Michael Decker *	Vanderbilt 209 (-7)
	Stephen Stallings Jr.	Kentucky 209 (-7)
	Maximilian Herrmann	Georgia State 209 (-7)
20.	Stanhope Johnson	NC State 210 (-6)

^ Won in a playoff

\* Played as individual








Florida won its fourth title in 2017.

2017 - March 17-19

Team Score

1.	Florida	282-282-282=846 (-18)
2.	Georgia Southern	280-276-292=848 (-16)
3.	Vanderbilt	283-280-286=849 (-15)
4.	NC State	286-278-295=859 (-5)
5.	Kentucky	293-284-283=860 (-4)
6.	Iowa	281-294-287=862 (-2)
7.	Jacksonville	284-290-290=864 (E)
T8.	Lipscomb	281-287-300=868 (+4)
	UAB	283-297-288=868 (+4)
10.	North Florida	290-298-281=869 (+5)
11.	College of Charleston	279-298-297=874 (+10)
12.	East Tennessee State	284-293-298=875 (+11)
13.	Notre Dame	297-292-299=888 (+24)
14.	Kansas State	304-301-297=902 (+38)

Individual	School	Score
1.	Patrick Martin	Vanderbilt 204 (-12)
2.	R.J. Keur	UAB 206 (-10)
3.	Sam Horsfield	Florida 207 (-9)
4.	Benjamin Shipp	NC State 208 (-8)
T5.	Stephen Franken	NC State 210 (-6)
	Philip Knowles	North Florida 210 (-6)
	Theo Humphrey	Vanderbilt 210 (-6)
T8.	Cooper Musselman	Kentucky 211 (-5)
	Raymond Knoll	Iowa 211 (-5)
	Dawson Armstrong	Lipscomb 211 (-5)
	Steven Fisk	Georgia Southern 211 (-5)
T12.	Ryan Orr	Florida 212 (-4)
	William Rainey	College of Charleston 212 (-4)
	Archer Price	Georgia Southern 212 (-4)
T15.	Tyler McDaniel	Kentucky 213 (-3)
	David Wicks	Jacksonville 213 (-3)
	Brett Barron	Georgia Southern 213 (-3)
T18.	Carson Schaake	Iowa 214 (-2)
	Trevor Hulbert	ETSU 214 (-2)
	Andy Zhang	Florida 214 (-2)
	Will Gordon	Vanderbilt 214 (-2)
	Gordon Neale	Florida 214 (-2)



Vanderbilt won its second title in 2018.

2018 - March 16-18

Team Score

1.	Vanderbilt	274-279-282=835 (-29)
2.	Georgia Southern	289-276-278=843 (-21)
3.	NC State	286-282-282=850 (-14)
4.	Mississippi State	285-280-286=851 (-13)
5.	Kentucky	283-279-290=852 (-12)
6.	Florida	292-279-283=854 (-10)
7.	Notre Dame	286-289-281=856 (-8)
8.	College of Charleston	289-279-289=857 (-7)
9.	East Tennessee State	290-285-290=865 (+1)
10.	Iowa	294-279-293=866 (+2)
T11.	UAB	289-286-292=867 (+3)
	Minnesota	296-280-291=867 (+3)
13.	Georgia State	288-290-291=869 (+5)
14.	Richmond	305-301-298=904 (+40)

Individual	School	Score
1.	Theo Humphrey	Vanderbilt 203 (-13)
T2.	Jake Storey	Georgia Southern 205 (-11)
	Archer Price	Georgia Southern 205 (-11)
	Stephen Franken	NC State 205 (-11)
T5.	Will Gordon	Vanderbilt 207 (-9)
	Taylor Grant	Mississippi State 207 (-9)
T7.	Steven Fisk	Georgia Southern 208 (-8)
	Taylor Bibbs	Mississippi State 208 (-8)
	Cooper Musselman	Kentucky 208 (-8)
10.	John Felitto*	Notre Dame 211 (-5)
11.	Reed Bentley	College of Charleston 212 (-4)
T12.	Gordon Neale	Florida 213 (-3)
	Ben Albin	Notre Dame 213 (-3)
	Alex Schaake	Iowa 213 (-3)
	Nolan Mills	NC State 213 (-3)
	Hunter Dunagan	College of Charleston 213 (-3)
T17.	Blake Dyer*	Florida 214 (-2)
	Andy Zhang	Florida 214 (-2)
	Nick Budd	Georgia State 214 (-2)
	Lukas Euler	Kentucky 214 (-2)
	Shiso Go	ETSU 214 (-2)
	John Augenstein	Vanderbilt 214 (-2)

\* Played as individual



Georgia Southern won its second title in 2019.

2019 - March 15-17

Team Score


1.	Georgia Southern	290-280-268=838 (-26)
2.	East Tennessee State	285-280-286=851 (-13)
3.	Notre Dame	288-287-286=861 (-3)
4.	Mississippi State	283-285-294=862 (-2)
5.	Kentucky	289-291-285=865 (+1)
6.	College of Charleston	283-292-293=868 (+4)
7.	Virginia Tech	304-289-286=879 (+15)
8.	Middle Tennessee State	292-300-291=883 (+19)
9.	Minnesota	295-299-292=886 (+22)
10.	Georgia State	299-302-288=889 (+25)
11.	UAB	292-298-300=890 (+26)
12.	Army	296-300-295=891 (+27)
13.	Maryland	301-300-302=903 (+39)
14.	Lipscomb	295-309-304=908 (+44)

Individual	School	Score
1.	Steven Fisk	Georgia Southern 202 (-14)
2.	Peng Pichaikool	Mississippi State 208 (-8)
3.	Brett Barron	Georgia Southern 209 (-7)
4.	Ben Carr	Georgia Southern 211 (-5)
T5.	Miguel Delgado	Notre Dame 212 (-4)
	Austin Carter	East Tennessee State 212 (-4)
T7.	Connor Burgess	Virginia Tech 213 (-3)
	Andrew O'Leary	Notre Dame 213 (-3)
	Jack Rhea	East Tennessee State 213 (-3)
T10.	Logan Sowell	Coll. of Charleston 214 (-2)
	Trevor Hulbert	East Tennessee State 214 (-2)
	Geuntae Kim	East Tennessee State 214 (-2)
T13.	Jake Budde*	Coll. of Charleston 215 (-1)
	Davis Lamb	Notre Dame 215 (-1)
	Ford Clegg	Mississippi State 215 (-1)
T16.	Tanner Owens	Middle Tennessee 217 (+1)
	Fred Allen Meyer	Kentucky 217 (+1)
	Egill Gunnarsson	Georgia State 217 (+1)
	Maximilian Mehles	Kentucky 217 (+1)
	Cullan Brown	Kentucky 217 (+1)
T21.	Hunter Dunagan	College of Charleston 218 (+2)
	Angus Flanagan	Minnesota 218 (+2)
	Tim Colanta	Maryland 218 (+2)

\* Played as individual



# All-Time Results



NC State won its first title in 2021.

2021 - March 15-17

Team	Score
1. NC State	272-279-288=839 (-25)
2. Georgia Southern	275-290-301=866 (+2)
3. Furman	282-285-303=870 (+6)
4. FGCU	285-287-301=873 (+9)
5. East Tennessee State	292-293-297=882 (+18)
6. Kentucky	301-291-292=884 (+20)
7. Middle Tennessee State	287-295-304=886 (+22)
8. Rutgers	298-289-299=886 (+22)
9. College of Charleston	285-299-304=888 (+24)
10. Memphis	293-299-298=890 (+26)
11. Campbell	288-299-304=891 (+27)
12. Cincinnati	292-309-304=905 (+41)
13. Troy	298-304-306=908 (+44)

Individual	School	Score
1. Benjamin Shipp	NC State	200 (-16)
2. Christopher Gotterup	Rutgers	211 (-5)
Maximilian Steinlechner	NC State	211 (-5)
T4. Trevor Hulbert	ETSU	212 (-4)
Brett Barron	Georgia Southern	212 (-4)
Mac Scott	Furman	212(-4)
7. Allen Hamilton*	Kentucky	213 (-3)
8. Jon Hopkins	FGCU	214 (-2)
9. Luke Dasher*	Georgia Southern	215 (-1)
T10. Frankie Capan III	FGCU	216 (E)
Will McFadden	Troy	216 (E)
Ben Carr	Georgia Southern	216 (E)
T13. Chrisitan Salzer	NC State	217 (+1)
Ross Funderburke	Furman	217 (+1)
T15. Pontus Nyholm	Campbell	218 (+2)
Kevin Jegers	MTSU	218 (+2)
Carter Graf	NC State	218 (+2)
T18. Archie Davies	ETSU	219 (+3)
Logan Sowell	College Charleston	219 (+3)
Easton Paxton	NC State	219 (+3)
T21. Jacob Bayer *	Georgia Southern	220 (+4)
Avery Price *	Georgia Southern	220 (+4)
Joey McCarthy	Cincinnati	220 (+4)
Guillaume Chevalier	Memphis	220 (+4)
Jake Maples	Georgia Southern	220 (+4)
Keller Harper	Furman	220 (+4)

\* Played as individual



Georgia Southern won its third title in 2022.

2022 - March 18-20

Team	Score
1. Georgia Southern	273-283-283=839 (-25)
2. Notre Dame	283-284-279=846 (-18)
3. College of Charleston	285-284-281=850 (-14)
4. Kentucky	286-280-289=855 (-9)
5. UAB	288-281-292=861 (-3)
6. Iowa	290-284-288=862 (-2)
7. Cincinnati	283-286-296=865 (+1)
8. West Virginia	283-289-294=866 (+2)
9. Furman	285-287-300=872 (+8)
10. Middle Tennessee	288-293-295=876 (+12)
11. Virginia Tech	286-288-303=877 (+13)
Campbell	287-292-298=877 (+13)
13. FGCU	288-299-293=880 (+16)
14. Wisconsin	295-288-298=881 (+17)
15. Army	303-313-301=917 (+53)

Individual	School	Score
1. Kieron van Wyk	Coll. of Charleston	204 (-12)
2. Mason Williams	Georgia Southern	206 (-10)
3. Ben Carr	Georgia Southern	216 (-8)
T4. Khavish Varadan	UAB	209 (-7)
Angelo Marcon	Notre Dame	209 (-7)
Jacob Cook	Kentucky	209 (-7)
T7. Nevill Ruitter	Coll. of Charleston	211 (-5)
Davis Chatfield	Notre Dame	211 (-5)
T9. Mark Goetz	West Virginia	212 (-4)
Daniel Azallion	Virginia Tech	212 (-4)
Palmer Jackson	Notre Dame	212 (-4)
T12. Nick Wolf	Middle Tenn.	213 (-3)
Ronan Kleu	Iowa	213 (-3)
Henrik Lilja	Campbell	213 (-3)
Brantley Baker	Georgia Southern	213 (-3)
16. Campbell Kremer	Kentucky	214 (-2)
17. Luke Dasher *	Georgia Southern	215 (-1)
T18. Logan Perkins	West Virginia	216 (E)
Clay Amlung	Cincinnati	216 (E)
Taichi Kho	Notre Dame	216 (E)
Griffin Barela	Wisconsin	216 (E)
Garrett Wood	Kentucky	216 (E)



Georgia Southern won its fourth title in 2023.

2023 - March 17-19

Team	Score
1. Georgia Southern	272-281-284=837 (-27)
2. Mississippi State	284-280-284=848 (-16)
3. Middle Tennessee	291-281-285=857 (-7)
4. Liberty	287-287-285=859 (-5)
5. Kentucky	286-285-294=865 (+1)
6. Wisconsin	286-295-292=873 (+9)
7. North Florida	302-288-286=876 (+12)
8. UCF	295-290-291=876 (+12)
9. FGCU	300-287-291=878 (+14)
Notre Dame	290-299-289=878 (+14)
11. Campbell	295-290-299=884 (+20)
12. West Virginia	298-291-300=889 (+25)
13. UAB	307-291-302=900 (+36)
14. Army	311-299-302=912 (+48)

Individual	School	Score
1. Ben Carr	Georgia Southern	208 (-8)
2. Hunter Logan	Mississippi State	209 (-7)
T3. Michael Barnard	Middle Tennessee	210 (-6)
Alex Goff	Kentucky	210 (-6)
T5. Mason Williams	Georgia Southern	211 (-5)
Garrett Wood	Kentucky	211 (-5)
T7. Johnny Travale	UCF	212 (-4)
Parker Claxton	Georgia Southern	212 (-4)
Wilson Andress	Georgia Southern	212 (-4)
T10. Ford Clegg	Mississippi State	213 (-3)
11. Ruan Pretorius	Mississippi State	214 (-2)
T12. Henrik Lilja	Campbell	215 (-1)
Josh Ryan	Liberty	215 (-1)
Connor Polender	Liberty	215 (-1)
Davis Lee	North Florida	215 (-1)
T16. Kevin Jegers	Middle Tennessee	216 (E)
Andrew O'Leary	Notre Dame	216 (E)
Owen Stamper	Middle Tennessee	216 (E)
Austin Barbin	Liberty	216 (E)
Daniel Aas	Wisconsin	216 (E)
Hogan Ingram	Georgia Southern	216 (E)







*Ben Carr - Georgia Southern - 2023*



*Kieron van Wyk - College of Charleston - 2022*



*Benjamin Shipp - NC State - 2021*




*Steven Fisk - Georgia Southern - 2019*




*Theo Humphrey - Vanderbilt - 2018*



*Patrick Martin - Vanderbilt - 2017*



*Michael Johnson - Auburn - 2016*




*Daniel Stringfellow - Auburn - 2015*



*Scott Wolfes - Georgia Southern - 2014*




*Justin Thomas - Alabama - 2013*



*Ben Kohles - Virginia - 2012*




*Bank Vongvanij - Florida - 2011*



*Jonathan Randolph - Ole Miss - 2010*



*Matt Hill - NC State - 2009*









*George Bryan IV - South Carolina - 2008*

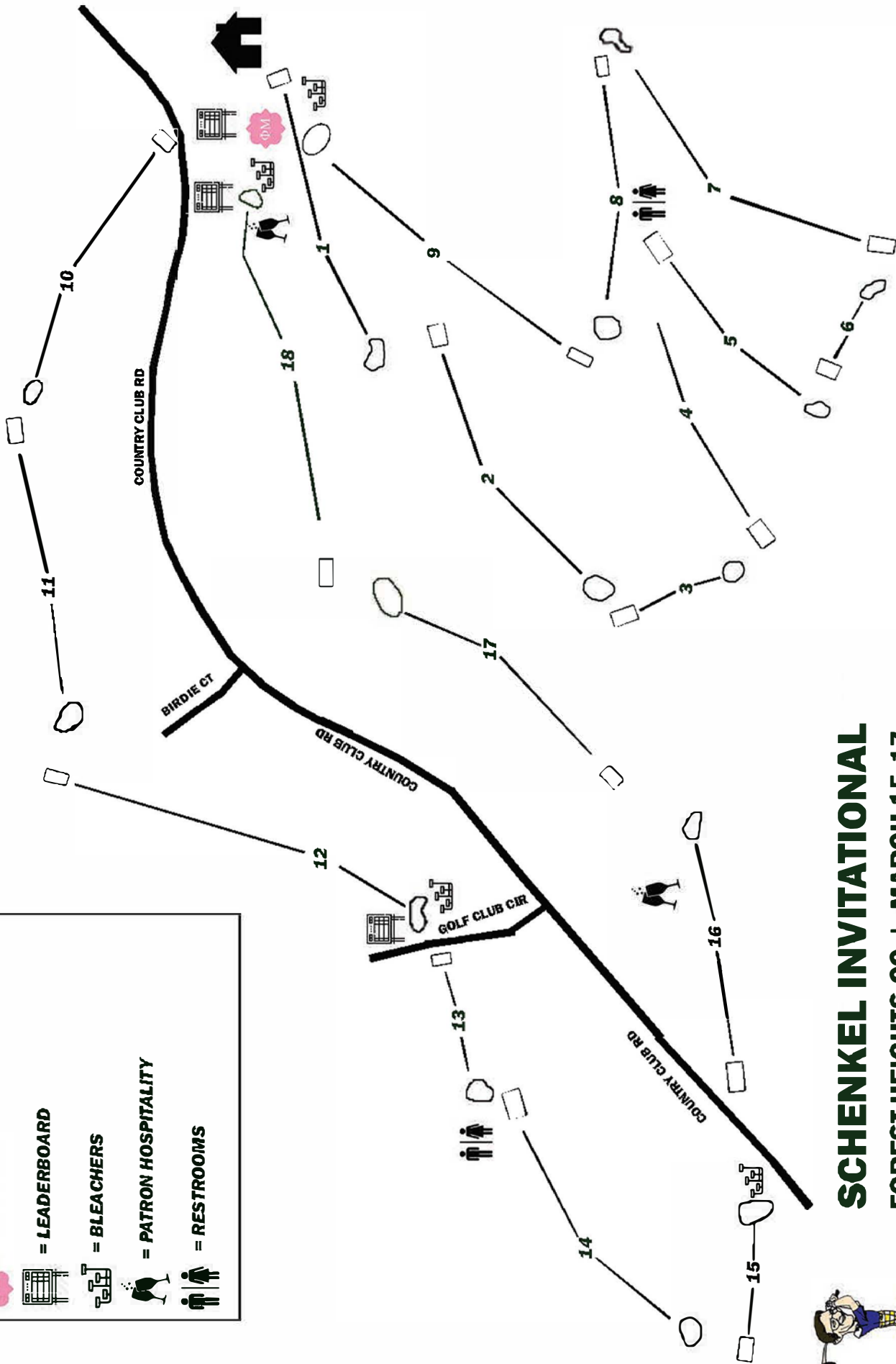


*Chris Kirk - Georgia - 2007*



# COURSE LEGEND

	= CLUBHOUSE
	= PHI MU TENT
	= LEADERBOARD
	= BLEACHERS
	= PATRON HOSPITALITY
	= RESTROOMS



# SCHENKEL INVITATIONAL

## FOREST HEIGHTS CC | MARCH 15-17



# Business Patrons



*Kelly Brown and Family*



MAXWELL-REDDICK  
AND ASSOCIATES  
a Pape-Dawson company



764-7239



Geoff del Forn  
912-328-2130



HALL & NAVARRO



SCREVEN PRIMARY CARE  
Compassion. Innovation. Trust.



TAULBEE  
RUSHING  
SNIPES  
MARSH &  
HODGIN, LLC



AN INTEGRITY COMPANY

The Schenkel Invitational would like to thank all the local patrons and sponsors for their support through the years!



# SCHENKEL INVITATIONAL SCORECARD

HOLE	1	2	3	4	5	6	7	8	9	OUT	10	11	12	13	14	15	16	17	18	IN	TOTAL
YARDAGE	451	471	170	403	363	130	549	412	526	3475	402	458	540	198	423	203	386	438	600	3648	7123
PAR	4	4	3	4	4	3	5	4	5	36	4	4	5	3	4	3	4	4	5	36	72

SYNOVUS®



THE  
RODERICK  
GROUP  
*A Scholastic Achievement Company*

RENASANT  
BANK



It Pays to Bank Blue.

WE'RE HERE FOR YOU  
FRANKLIN  
TOYOTA



Lee Hill  
& Johnston  
INSURORS

SACK  
COMPANY

*Friends of Georgia Southern Golf*  
**2023 CHAMPIONS**



**GET TO KNOW FUTURE LEGENDS TODAY**